

BANK ONE

PRIVATE BANKING · WEALTH MANAGEMENT
SECURITIES SERVICES

WEEKLY NEWSLETTER

31 March 2026

OVERVIEW

US MARKETS

Global markets this week continued to be influenced by geopolitical tensions and evolving economic signals. Oil prices are on course for a record monthly increase, with Brent crude rising above \$115 per barrel. Gains were capped by a surge in energy costs, which heightened inflation concerns. US equities erased early session gains, fading throughout the afternoon to end the day in the red, just off session lows. Despite the index-level move, the S&P ended higher. The energy sector is the strongest performer, supported by continued gains in oil and natural gas prices. The S&P 500 energy sector has increased by nearly 13% since the beginning of March. In fixed income markets, U.S. government bond prices fell for a fourth consecutive week, reflecting reduced expectations of near-term interest rate cuts. Meanwhile, gold prices edged higher on Monday as the dollar weakened, recovering much of the losses recorded over the previous three weeks. Looking ahead, investors will focus on upcoming U.S. labour market data. U.S. financial markets will be closed on Friday in observance of Good Friday.

EUROPEAN MARKETS

The pan-European STOXX Europe 600 Index edged up by 0.35% in local currency terms. Market sentiment was mainly influenced by uncertainty surrounding the timeline and outcome of the Middle East conflict, as well as its potential effects on economic growth. Among the major indices, Germany's DAX slipped 0.29%, while Italy's FTSE MIB increased by 1.26%, and France's CAC 40 rose 0.47%. The UK's FTSE 100 also posted a gain of 0.49%. At the same time, with energy prices remaining elevated, the ECB signaled it is prepared to adjust its policy at any meeting if necessary. Business activity across the eurozone is showing signs of slowing, while inflation in the UK remained unchanged at 3% in February.

ASIAN MARKETS

Japan's equity markets were mixed over the week, with the Nikkei 225 remaining flat while the broader TOPIX Index rose 1.1%. Investor sentiment was dampened by elevated oil prices and ongoing tensions in the Middle East. The weakness of the yen has also kept the possibility of currency intervention in focus. In fixed income markets, yields moved higher as investors anticipated a gradual normalization of monetary policy, supported by firmer inflation expectations linked to higher energy prices and a weaker currency. This trend reflects growing expectations that the BoJ may begin shifting its policy stance. Meanwhile, Chinese equity markets declined, driven more by geopolitical concerns. The onshore CSI 300 Index dropped 1.41%, and the Shanghai Composite Index fell 1.09% in local currency terms. In Hong Kong, the benchmark Hang Seng Index decreased by 1.29%.

AFRICAN MARKETS

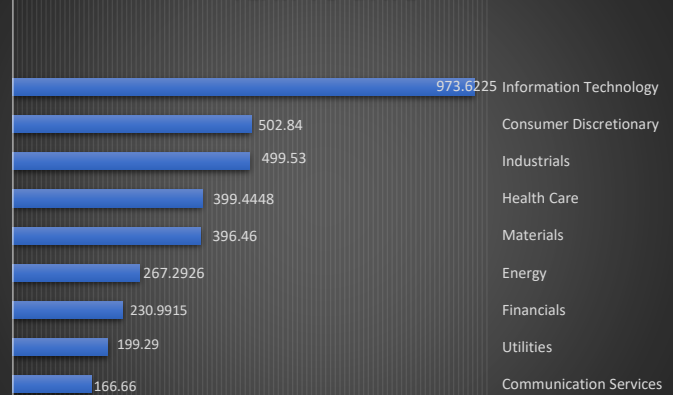
In South Africa, the repo rate was kept unchanged at 6.75% by the central bank, in line with market expectations. Early today, the SA rand traded about 0.3% firmer than its previous close. This reflects South Africa's advantage as a commodity exporter during a period of generally increasing commodity prices. The JSE All Share Index climbed 1.6%, mainly driven by a strong recovery in resource stocks.

MARKET CURRENCY				PERFORMANCE	
CURRENCY	YEAR OPEN	PREV_5D	ACTUAL	WEEKLY	YTD
EUR - USD	1.1746	1.1608	1.1500	-0.93%	-2.09%
GBP - USD	1.3455	1.3411	1.3238	-1.29%	-1.61%
USD - MUR	46.2390	46.5038	47.0701	1.22%	1.80%
EUR - MUR	54.2268	53.9770	54.1283	0.28%	-0.18%
GBP - MUR	62.2031	62.3640	62.3114	-0.08%	0.17%
EUR - CHF	0.9288	0.9149	0.9195	0.51%	-0.99%
USD - CHF	0.7928	0.7882	0.7996	1.45%	0.86%

EQUITIES MARKET				PERFORMANCE	
INDICES	YEAR OPEN	PREV_5D	ACTUAL	WEEKLY	YTD
S&P 500	6878.110	6581.000	6343.720	-3.61%	-7.77%
DOW JONES	48105.980	46208.470	45216.140	-2.15%	-6.01%
NASDAQ 100	25524.270	24188.590	22953.380	-5.11%	-10.07%
SMI	13206.520	12515.940	12789.850	2.19%	-3.16%
CAC 40	8127.270	7743.920	7815.290	0.92%	-3.84%
FTSE 100	9931.290	9965.160	10212.620	2.48%	2.83%
DAX	24499.510	22636.910	22738.140	0.45%	-7.19%

SECTOR PERFORMANCES YTD (%) - MSCI WORLD INDEX

YEAR TO DATE



DISCLAIMER: This report has been issued by members of the Securities Execution Desk of Bank One Limited. This document has been prepared in good faith on the basis of information available at the date of publication without any independent verification. This communication is provided for information and discussion purposes only. Unless otherwise indicated, it does not constitute an offer or recommendation to purchase or sell any financial instruments or other products. Bank One does not guarantee or warrant the accuracy, reliability, completeness of the information in this publication. Our reference is Bloomberg for the graph and comments.

TALK TO US



Head of Consumer Banking, Private Banking & Wealth Management:
Guillaume Passebecq

Head of Domestic Private Banking and Wealth - Private Banking & Wealth Management:
Ketty Bhagawn

Head of Securities Services / Deputy Head of Private Banking:
Khalid Mahomadaly



HNWI Desk: (+230) 5252 5651
Securities Services: (+230) 5988 0926



Private Banking: private-banking@bankone.mu
HNWI Desk: pb.sales@bankone.mu
Securities Services Desk: custody@bankone.mu



<https://bankone.mu/private/en/>

BANK ONE

PRIVATE BANKING · WEALTH MANAGEMENT SECURITIES SERVICES

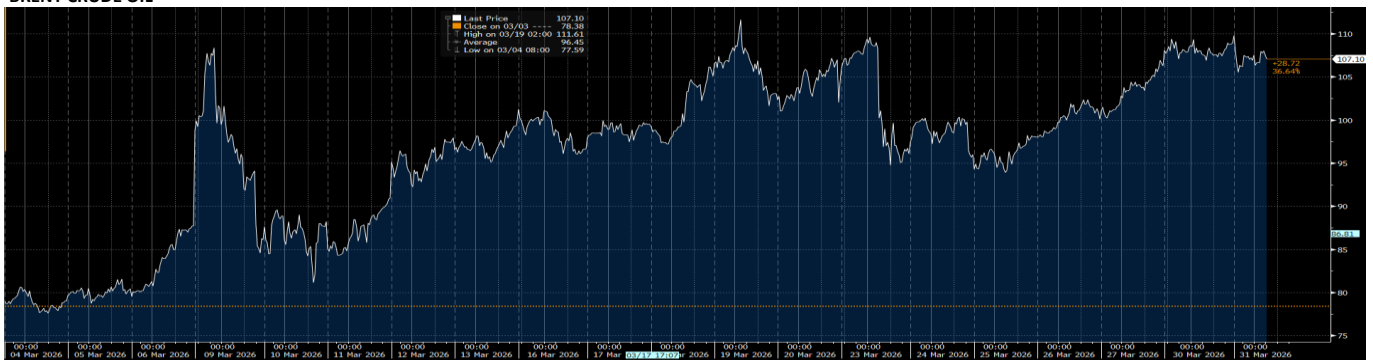
CHART OF THE WEEK

US TREASURY YIELDS AND VOLATILITY AND OIL PRICES

TREASURY YIELDS



BRENT CRUDE OIL



US Treasury yields declined as investors increasingly viewed the Iran conflict as a drag on global growth rather than purely inflationary. Demand for safe-haven assets strengthened, pushing yields lower across the curve. The two-year Treasury yield slipped to 3.79%, while the 10-year yield fell to 4.30%, retreating from last week's highs. This shift reflects changing expectations: markets are now pricing in weaker economic activity, which typically supports government bonds. Although yields remain elevated compared to pre-conflict levels, the recent pullback suggests growing confidence that slowing growth could outweigh inflation risks.

Oil prices, meanwhile, were highly volatile and **whipsawed** by conflicting developments. Prices initially surged after reports of an Iranian drone striking a Kuwaiti oil tanker near Dubai, raising supply disruption concerns. However, gains were later trimmed following indications that the US may seek to de-escalate the conflict, even if key shipping routes remain constrained. This back-and-forth movement highlights uncertainty in energy markets, where geopolitical risks are being balanced against expectations of weaker demand from a slowing global economy.

DISCLAIMER: This report has been issued by members of the Securities Execution Desk of Bank One Limited. This document has been prepared in good faith on the basis of information available at the date of publication without any independent verification. This communication is provided for information and discussion purposes only. Unless otherwise indicated, it does not constitute an offer or recommendation to purchase or sell any financial instruments or other products. Bank One does not guarantee or warrant the accuracy, reliability, completeness of the information in this publication. Our reference is Bloomberg for the graph and comments.

TALK TO US



Head of Consumer Banking, Private Banking & Wealth Management:
Guillaume Passebecq

Head of Domestic Private Banking and Wealth - Private Banking & Wealth Management:
Ketty Bhagawn

Head of Securities Services / Deputy Head of Private Banking:
Khalid Mahamodaly



HINWI Desk: (+230) 5252 5651
Securities Services: (+230) 5988 0926



Private Banking: private-banking@bankone.mu
HNWI Desk: pb.sales@bankone.mu
Securities Services Desk: custody@bankone.mu



<https://bankone.mu/private/en/>

BANK ONE












PRIVATE BANKING · WEALTH MANAGEMENT
SECURITIES SERVICES

AFRICA

31 March 2026

YOUR GATEWAY TO AFRICA

CURRENCY MATRIX

											
	USD	EUR	JPY	GBP	CHF	CAD	AUD	NZD	HKD	NOK	SEK
SEK	9.5436	10.952	.05982	12.610	11.928	6.8474	6.5596	5.4588	1.2174	.97745	
NOK	9.7637	11.205	.06120	12.901	12.203	7.0053	6.7110	5.5848	1.2455		1.0231
HKD	7.8395	8.9966	.04914	10.358	9.7983	5.6247	5.3884	4.4841		.80292	.82144
NZD	1.7483	2.0063	.01096	2.3100	2.1851	1.2544	1.2017		.22301	.17906	.18319
AUD	1.4549	1.6696	.00912	1.9223	1.8184	1.0439		.83219	.18559	.14901	.15245
CAD	1.3938	1.5995	.00874	1.8416	1.7420		.95798	.79721	.17779	.14275	.14604
CHF	.80009	.91817	.00501	1.0571		.57405	.54993	.45764	.10206	.08194	.08384
GBP	.75684	.86854	.00474		.94594	.54302	.52020	.43290	.09654	.07752	.07930
JPY	159.54	183.09		210.80	199.40	114.47	109.66	91.256	20.351	16.340	16.717
EUR	.87139		.00546	1.1514	1.0891	.62521	.59893	.49842	.11115	.08925	.09131
USD		1.1476	.00627	1.3213	1.2499	.71749	.68734	.57199	.12756	.10242	.10478

National Index

NAME	INDEX	CURRENCY	PREV YEAR CLOSE	PREV_5D	ACTUAL	WEEKLY	YTD (%)
Mauritius	SEMDEX Index	MUR	2381.780	2242.1	2213.570	-0.01275	-0.07062
Kenya	NSEASI Index	KES	186.580	202.5	195.380	-0.03526	0.04716
Tanzania	DARSDSEI INDEX	TZS	2761.930	3937.2	3850.050	-0.02214	0.39397
Rwanda	RSEASI Index	RWF	182.260	189.3	189.250	0.00000	0.03835
Egypt	HERMES Index	EGP	4858.882	5473.9	5307.996	-0.03031	0.09243
SA	TOP40 Index	ZAR	107977.900	102883.0	105400.800	0.02447	-0.02387

AFRICA FUNDS

NAME	TICKER	ISIN	CURRENCY	PRICE	YTD (%)
MCB Africa Bond Fund - A	MCBABA MP Equity	MU0411500001	USD	10.455	4.822
KGORI CAPITAL BALANCED-A	KCBALFA BG Equity	BW0000002815	BWP	158.190	-2.613
EGX 30 INDEX ETF	EGX30ETF EY Equity	EGS69491M015	EGP	51.850	-0.296
SANLAM AFRICA CORE REAL ESTA	NEDMRS SJ Equity	ZAE000049540	ZAr	6384.510	7.165
INVEST SWIX 40 ETF	ETFSWX SJ Equity	ZAE000339206	ZAr	2944.000	-0.204
OLD MUTUAL GOLD FUND-R	OLMOMGD SJ Equity	ZAE000020814	ZAr	5805.560	5.262
SUSTAINABLE CAP AFRICA ALP-A	SUCAFAA MP Equity	MU0343500014	USD	2.527	39.008
NINETY ONE NAMIBIA HI INC -A	INVHINB SJ Equity	ZAE000024469	NAd	115.110	0.872

DISCLAIMER: This report has been issued by members of the Securities Execution Desk of Bank One Limited. This document has been prepared in good faith on the basis of information available at the date of publication without any independent verification. This communication is provided for information and discussion purposes only. Unless otherwise indicated, it does not constitute an offer or recommendation to purchase or sell any financial instruments or other products. Bank One does not guarantee or warrant the accuracy, reliability, completeness of the information in this publication. Our reference is Bloomberg for the graph and comments.

TALK TO US



Head of Consumer Banking, Private Banking & Wealth Management:
Guillaume Passebecq

Head of Domestic Private Banking and Wealth - Private Banking & Wealth Management:
Ketty Bhagawn

Head of Securities Services / Deputy Head of Private Banking:
Khalid Mahamodally



HNWI Desk: (+230) 5252 5651
Securities Services: (+230) 5988 0926



Private Banking: private-banking@bankone.mu
HNWI Desk: pb.sales@bankone.mu
Securities Services Desk: custody@bankone.mu



<https://bankone.mu/private/en/>

BANK ONE

PRIVATE BANKING · WEALTH MANAGEMENT SECURITIES SERVICES

INDICATIVE RUNS EUROBOND AND AFRICAN SOVEREIGN

Republic of Kenya Government International Bond							
ISIN	Currency	Coupon	Maturity	Bid Price	Bid Yield to Maturity	Ask Price	Ask Yield to Maturity
XS1843435840	USD	7	5/22/2027	99.43	7.52	99.99	7.00
XS1781710543	USD	7.25	2/28/2028	99.00	7.82	99.37	7.61
XS2764839945	USD	9.75	2/16/2031	102.59	9.07	103.12	8.94
XS2984140827	USD	8.25	4/30/2032	94.77	9.40	95.18	9.30
XS1843435766	USD	8	5/22/2032	96.34	8.78	96.54	8.74
XS3196101201	USD	7.875	10/9/2033	92.45	9.29	92.73	9.24
XS2354781614	USD	6.3	1/23/2034	82.55	9.51	83.24	9.37
XS3305838602	USD	7.875	2/26/2034	90.59	9.60	91.02	9.52
XS3010561762	USD	9.5	3/5/2036	97.21	9.95	97.65	9.88
XS3196129632	USD	8.8	10/9/2038	91.30	10.04	91.88	9.95
XS3305838941	USD	8.7	2/26/2039	89.92	10.11	90.62	10.01
XS1781710626	USD	8.25	2/28/2048	86.38	9.77	87.01	9.69

Republic of South Africa Government International Bond							
ISIN	Currency	Coupon	Maturity	Bid Price	Bid Yield to Maturity	Ask Price	Ask Yield to Maturity
XS3250317867	USD	7.25	12/11/2055	90.88	8.06	91.27	8.02
XS2917537875	USD	7.95	11/19/2054	98.50	8.08	98.91	8.05
XS3250317354	USD	6.125	12/11/2037	92.59	7.07	92.87	7.03
XS2908172260	USD	7.1	11/19/2036	101.88	6.85	102.11	6.82
XS1090107159	EUR	3.75	7/24/2026	99.85	4.15	100.33	2.62

REPUBLIC OF ZAMBIA							
ISIN	Currency	Coupon	Maturity	Bid Price	Bid Yield to Maturity	Ask Price	Ask Yield to Maturity
XS2803760193	USD	26.5	1/22/2039	149.31	16.93	156.03	16.04
XS3298720411	USD	16.1	1/26/2031	103.57	15.03	105.92	14.35
XS2965459295	USD	10	11/27/2026	98.15	13.07	99.14	11.42
XS2865536218	USD	13	11/27/2033	86.90	16.02	89.69	15.32
XS3261895885	USD	18.99	12/22/2040	107.99	17.45	112.99	16.59
XS2750466398	USD	13	12/27/2032	88.56	15.80	90.95	15.17
XS2803758700	USD	24.97	2/19/2034	138.48	16.15	143.86	15.21
XS2803755946	USD	12	2/21/2029	93.30	14.93	95.61	13.89
XS3099827035	USD	14	6/1/2035	89.40	16.26	91.03	15.88
XS2863329863	USD	10	6/26/2026	99.58	11.54	99.87	10.28
XS2856126599	USD	11	6/26/2028	93.18	14.66	94.95	13.67
XS2819106472	USD	13	6/26/2033	88.35	15.74	90.32	15.24
XS2662420855	USD	11	6/28/2026	99.79	11.60	100.09	10.27
XS2856126599	USD	11	6/26/2028	93.18	14.66	94.95	13.67
XS2819106472	USD	13	6/26/2033	88.35	15.74	90.32	15.24
XS2662420855	USD	11	6/28/2026	99.79	11.60	100.09	10.27
XS2662421747	USD	12	6/28/2028	95.01	14.68	96.80	13.69
XS2856133967	USD	13	6/28/2031	92.51	15.10	94.84	14.42
XS2803758023	USD	12	7/24/2030	90.66	15.01	93.16	14.16

31-Mar-26

Angolan Government International Bond							
ISIN	Currency	Coupon	Maturity	Bid Price	Bid Yield to Maturity	Ask Price	Ask Yield to Maturity
XS2083302500	USD	9.125	11/26/2049	86.438	10.70903402	87.13	10.62
XS1819680528	USD	9.375	5/8/2048	88.019	10.80658167	88.69	10.72
XS3204755543	USD	9.875	10/15/2035	99.409	9.971128254	100.37	9.81
XS2446175577	USD	8.75	4/14/2032	96.828	9.450400817	97.30	9.34
XS3204248440	USD	9.244	1/15/2031	100.647	9.067802975	101.24	8.91
XS2965710598	USD	10.95	12/27/2030	99.65	11.03671912	100.90	10.69
XS2083302419	USD	8	11/26/2029	98.45	8.497112768	98.95	8.33
XS1819680288	USD	8.25	5/9/2028	100.311	8.081681347	100.89	7.78

Nigeria Government International Bond							
ISIN	Currency	Coupon	Maturity	Bid Price	Bid Yield to Maturity	Ask Price	Ask Yield to Maturity
XS2384704800	USD	8.25	9/28/2051	95.601	8.681140645	95.97	8.64
XS1910828182	USD	9.248	1/21/2049	105.987	8.640392466	106.48	8.59
XS1717013095	USD	7.625	11/28/2047	91.067	8.534875575	91.47	8.49
XS3218073057	USD	9.1297	1/13/2046	103.833	8.713463007	104.35	8.66
XS1777972941	USD	7.696	2/23/2038	96.08	8.216994927	96.49	8.16
XS3218072919	USD	8.6308	1/13/2036	103.661	8.074412512	104.08	8.01
XS2948512913	USD	10.375	12/9/2034	114.398	8.036424591	114.78	7.98
XS2384701020	USD	7.375	9/28/2033	97.606	7.802872534	97.98	7.74
XS1566179039	USD	7.875	2/16/2032	101.069	7.642656919	101.45	7.56
XS2948511949	USD	9.625	6/9/2031	109.35	7.415605675	109.82	7.31
XS1910827887	USD	8.747	1/21/2031	105.37	7.393568507	105.79	7.29
XS1777972511	USD	7.143	2/23/2030	100.501	6.99064312	100.89	6.88
XS2445169985	USD	8.375	3/24/2029	104.694	6.611484921	105.26	6.40
XS2384698994	USD	6.125	9/28/2028	98.884	6.618221492	99.23	6.46
XS1717011982	USD	6.5	11/28/2027	100.278	6.313515752	100.62	6.10

GABON							
ISIN	Currency	Coupon	Maturity	Bid Price	Bid Yield to Maturity	Ask Price	Ask Yield to Maturity
XS2113615228	USD	6.625	2/6/2031	83.55	11.10	84.32	10.87
XS3000946437	USD	9.5	2/18/2029	93.31	12.32	94.13	11.96
XS2407752711	USD	7	11/24/2031	82.60	11.24	83.58	10.98

REPUBLIC OF RWANDA							
ISIN	Currency	Coupon	Maturity	Bid Price	Bid Yield to Maturity	Ask Price	Ask Yield to Maturity
XS2837240261	USD	5.75	6/30/2033	93.54	7.31	94.03	7.22

REPUBLIC OF SENEGAL							
ISIN	Currency	Coupon	Maturity	Bid Price	Bid Yield to Maturity	Ask Price	Ask Yield to Maturity
XS1790134362	USD	6.75	3/13/2048	49.93	14.25	50.65	14.06
XS2333676133	USD	5.375	6/8/2037	50.08	14.73	51.13	14.42
XS2333676307	USD	5.375	6/8/2037	50.03	14.75	51.12	14.42
XS1619155564	USD	6.25	5/23/2033	53.01	18.29	53.78	17.99
XS2838363476	USD	7.75	6/10/2031	57.81	21.67	58.10	21.53
XS1790104530	USD	4.75	3/13/2028	62.16	34.52	63.42	33.11
XS1790105180	USD	4.75	3/13/2028	62.19	34.49	63.27	33.27

Eurobond is a bond that is issued in a currency other than the home currency of the country or market in which it is issued.

DISCLAIMER: This report has been issued by members of the Securities Execution Desk of Bank One Limited. This document has been prepared in good faith on the basis of information available at the date of publication without any independent verification. This communication is provided for information and discussion purposes only. Unless otherwise indicated, it does not constitute an offer or recommendation to purchase or sell any financial instruments or other products. Bank One does not guarantee or warrant the accuracy, reliability, completeness of the information in this publication. Our reference is Bloomberg for the graph and comments.

TALK TO US



Head of Consumer Banking, Private Banking & Wealth Management:

Guillaume Paschebecq

Head of Domestic Private Banking and Wealth - Private Banking & Wealth Management:

Ketty Bhagawn

Head of Securities Services / Deputy Head of Private Banking:

Khalid Mahamodally



HNWI Desk: (+230) 5252 5651

Securities Services: (+230) 5988 0926



Private Banking: private-banking@bankone.mu

HNWI Desk: pb.sales@bankone.mu

Securities Services Desk: custody@bankone.mu



<https://bankone.mu/private/en/>

BANK ONE

PRIVATE BANKING . WEALTH MANAGEMENT
SECURITIES SERVICES

GOVERNMENT BOND-US

Treasury Bill (Less than 1 year)					Treasury note/Bonds (1 to 3 years)				
NAME	ISIN	COUPON	YIELD	Maturity Date	NAME	ISIN	COUPON	YIELD	Maturity Date
US Treasury Bill	US912797QD26	0.00	3.68	4/16/2026	United Treasury Note	US91282CGC91	3.88	3.83	12/31/2027
US Treasury Bill	US912797QN08	0.00	3.69	5/14/2026	United Treasury Note	US91282CAH43	0.50	3.86	8/31/2027
US Treasury Bill	US912797QX89	0.00	3.69	6/11/2026	United Treasury Note	US912810FE39	5.50	3.81	8/15/2028
US Treasury Bill	US912797RF64	0.00	3.69	7/9/2026	United Treasury Note	US912810FF04	5.25	3.81	11/15/2028
US Treasury Bill	US912797RS85	0.00	3.69	9/3/2026	United Treasury Note	US91282CHK09	4.00	3.80	6/30/2028
US Treasury Bill	US912797SA68	0.00	3.71	10/1/2026	United Treasury Note	US91282CGT27	3.63	3.81	3/31/2028
US Treasury Bill	US912797SU23	0.00	3.66	11/27/2026	United Treasury Note	US91282CGH88	3.50	3.82	1/31/2028
US Treasury Bill	US912797TC16	0.00	3.66	12/24/2026	United Treasury Note	US91282CFT36	4.00	3.88	10/31/2029
US Treasury Bill	US912797TM97	0.00	3.65	1/21/2027	United Treasury Note	US91282CGB19	3.88	3.88	12/31/2029
US Treasury Bill	US912797TV96	0.00	3.68	2/18/2027	United Treasury Note	US91282CFJ53	3.13	3.87	8/31/2029
US Treasury Bill	US912797UD79	0.00	3.69	3/18/2027					
Treasury note/Bonds (3 to 5 years)					Treasury note/Bonds (more than 5 years)				
NAME	ISIN	COUPON	YIELD	Maturity Date	NAME	ISIN	COUPON	YIELD	Maturity Date
United Treasury Note	US9128286B18	2.63	3.83	2/15/2029	United Treasury Bond	US912810SD19	3.00	4.97	8/15/2048
United Treasury Note	US912828YS30	1.75	3.85	11/15/2029	United Treasury Bond	US912810SH23	2.88	4.98	5/15/2049
United Treasury Note	US91282CJQ50	3.75	3.95	12/31/2030	United Treasury Bond	US912810SL35	2.00	5.00	2/15/2050
United Treasury Note	US91282CHZ77	4.63	3.93	9/30/2030	United Treasury Bond	US912810SZ21	2.00	5.00	8/15/2051
United Treasury Note	US91282CHF14	3.75	3.90	5/31/2030	United Treasury Bond	US912810TD00	2.25	4.99	2/15/2052
United Treasury Note	US912828Z948	1.50	3.88	2/15/2030	United Treasury Bond	US912810TA60	1.75	4.81	8/15/2041
United Treasury Note	US91282CDJ71	1.38	4.03	11/15/2031	United Treasury Bond	US912810TK43	3.38	4.83	8/15/2042
United Treasury Note	US91282CKU44	4.63	3.98	5/31/2031	United Treasury Bond	US912810TV08	4.75	4.92	11/15/2053
United Treasury Note	US91282CLU89	3.75	4.00	8/31/2031	United Treasury Bond	US912810UA42	4.63	4.91	5/15/2054
United Treasury Note	US91282CFF32	2.75	4.09	8/15/2032	United Treasury Bond	US912810QS06	3.75	4.74	8/15/2041
United Treasury Note	US91282CFV81	4.13	4.11	11/15/2032	United Treasury Bond	US912810QH41	4.38	4.65	5/15/2040
United Treasury Note	US91282CEP23	2.88	4.08	5/15/2032	United Treasury Bond	US912810PX00	4.50	4.42	5/15/2038
United Treasury Note	US91282CDY49	1.88	4.06	2/15/2032	United Treasury Bond	US912810SA79	3.00	4.97	2/15/2048
United Treasury Bond	US91282CJJ18	4.50	4.17	11/15/2033	United Treasury Bond	US912810SF66	3.00	4.98	2/15/2049
United Treasury Bond	US91282CHC82	3.38	4.15	5/15/2033	United Treasury Bond	US912810SL35	2.00	5.00	2/15/2050
United Treasury Bond	US91282CLF67	3.88	4.23	8/15/2034	United Treasury Bond	US912810TD00	2.25	4.99	2/15/2052
United Treasury Bond	US91282CJZ59	4.00	4.20	2/15/2034	United Treasury Bond	US912810SX72	2.38	5.00	5/15/2051

* Bid and Ask prices are indicative only

The above is just a random list of names, please liaise with the Private Banking for other corporate names and maturities.

DISCLAIMER: This report has been issued by members of the Securities Execution Desk of Bank One Limited. This document has been prepared in good faith on the basis of information available at the date of publication without any independent verification. This communication is provided for information and discussion purposes only. Unless otherwise indicated, it does not constitute an offer or recommendation to purchase or sell any financial instruments or other products. Bank One does not guarantee or warrant the accuracy, reliability, completeness of the information in this publication. Our reference is Bloomberg for the graph and comments.

TALK TO US



Head of Consumer Banking, Private Banking & Wealth Management:
Guillaume Passebecq

Head of Domestic Private Banking and Wealth - Private Banking & Wealth Management:
Ketty Bhagawn

Head of Securities Services / Deputy Head of Private Banking:
Khalid Mahomodally



Private Banking: private-banking@bankone.mu
HNWI Desk: pb.sales@bankone.mu
Securities Services Desk: custody@bankone.mu



HNWI Desk: (+230) 5252 5651
Securities Services: (+230) 5988 0926



<https://bankone.mu/private/en/>

BANK ONE

PRIVATE BANKING · WEALTH MANAGEMENT
SECURITIES SERVICES

EQUITIES MARKET CAP EXCEEDING 10b

31 March 2026

TECHNOLOGY					
Name	Ticker	ISIN	Price Year open	Actual price	Earning per share
NVIDIA CORP	NVDA Equity	US67066G1040	188.850	165.170	4.618
MICROSOFT CORP	MSFT Equity	US5949181045	472.940	358.960	15.002
APPLE INC	AAPL Equity	US0378331005	271.010	246.630	7.910
ALPHABET INC-A	GOOGL Equity	US02079K3059	315.150	273.500	9.222
AMAZON.COM INC	AMZN Equity	US0231351067	226.500	200.950	6.991
META PLATFORMS-A	META Equity	US30303M1027	650.410	536.380	29.258
BROADCOM INC	AVGO Equity	US11135F1012	347.620	293.410	5.640
TESLA INC	TSLA Equity	US88160R1014	438.070	355.280	1.205
BRK/A	BRK/A US Equity	US0846701086	744120.000	712700.000	32012.421
JPM	JPM US Equity	US46625H1005	325.480	283.770	19.853

FINANCIALS					
Name	Ticker	ISIN	Price Year open	Actual price	Earning per share
BERKSHIRE HATH-A	BRK/A Equity	US0846701086	744120.000	712700.000	32012.421
JPMORGAN CHASE	JPM Equity	US46625H1005	325.480	283.770	19.853
VISA INC-CLASS A	V Equity	US92826C8394	346.480	299.540	11.042
MASTERCARD INC-A	MA Equity	US57636Q1040	563.130	494.000	17.014
BANK OF AMERICA	BAC Equity	US0605051046	55.950	47.230	3.851
WELLS FARGO & CO	WFC US Equity	US9497461015	95.200	76.800	6.244
MORGAN STANLEY	MS Equity	US6174464486	181.900	158.370	10.192
GOLDMAN SACHS GP	GS Equity	US38141G1040	914.340	807.600	51.836
AMERICAN EXPRESS	AXP Equity	US0258161092	372.730	297.490	15.390
BLACKSTONE INC	BX Equity	US09260D1072	158.800	111.600	3.882

CONSUMER GOODS					
Name	Ticker	ISIN	Price Year open	Actual price	Earning per share
WALMART INC	WMT US Equity	US9311421039	112.760	123.500	2.649
PROCTER & GAMBLE	PG US Equity	US7427181091	141.790	144.720	6.844
COSTCO WHOLESALE	COST US Equity	US22160K1051	854.500	996.580	19.048
HOME DEPOT INC	HD US Equity	US4370761029	345.820	323.500	14.230
COCA-COLA CO/THE	KO US Equity	US1912161007	69.120	76.270	3.003
PROCTER & GAMBLE	PG US Equity	US7427181091	141.790	144.720	6.844
PHILIP MORRIS IN	PM US Equity	US7181721090	160.300	164.830	7.540
PEPSICO INC	PEP US Equity	US7134481081	142.230	156.820	8.009
PDD HOLDINGS INC	PDD US Equity	US7223041028	115.750	98.420	67.344
TIJ COS INC	TIJ US Equity	US8725401090	154.280	155.790	4.892
LOWE'S COS INC	LOW US Equity	US5486611073	246.890	232.580	12.356
MERCADOLIBRE INC	MELI US Equity	US58733R1023	1973.700	1619.200	39.400
ALIBABA GRP-ADR	BABA US Equity	US01609W1027	155.740	121.980	31.677

ENERGY					
Name	Ticker	ISIN	Price Year open	Actual price	Earning per share
EXXON MOBIL CORP	XOM Equity	US30231G1022	122.650	171.470	6.749
CHEVRON CORP	cvx Equity	US1667641005	155.900	210.710	6.512
CONOCOPHILLIPS	COP Equity	US20825C1045	96.700	132.890	6.197
WILLIAMS COS INC	WMB Equity	US9694571004	60.850	72.470	2.193
ENTERPRISE PRODU	EPD Equity	US2937921078	32.160	39.080	2.664
EOG RESOURCES	EOG Equity	US26875P1012	107.270	149.890	10.302

UTILITIES					
Name	Ticker	ISIN	Price Year open	Actual price	Earning per share
NEXTERA ENERGY	NEE Equity	US65339F1012	80.930	92.050	4.168
SOUTHERN CO	SO Equity	US8425871071	87.180	96.930	4.089
CONSTELLATION EN	CEG Equity	US21037T1097	366.250	298.610	9.279
DUKE ENERGY CORP	DUK Equity	US26441C2044	117.440	131.710	6.333
VISTRA CORP	VST Equity	US92840M1027	165.230	147.540	4.556
AMERICAN ELECTRI	AEP Equity	US0255371017	115.810	131.120	6.799
SEMPRA	SRE Equity	US8168511090	89.710	96.580	2.803
DOMINION ENERGY	D Equity	US25746U1097	59.240	61.840	3.729
EXELON CORP	EXC Equity	US30161N1019	43.920	49.110	2.757
XCEL ENERGY INC	XEL Equity	US98389B1008	74.680	79.165	3.788

HEALTHCARE					
Name	Ticker	ISIN	Price Year open	Actual price	Earning per share
ELI LILLY & CO	LLY US Equity	US5324571083	1080.360	886.630	26.318
UNITEDHEALTH GRP	UNH US Equity	US91324P1021	336.400	261.790	15.442
JOHNSON&JOHNSON	JNJ US Equity	US4781601046	207.350	242.490	9.221
ABBVIE INC	ABBV US Equity	US00287Y1091	229.310	213.120	9.101
ABBOTT LABS	ABT US Equity	US0028241000	124.190	101.880	4.029
MERCK & CO	MRK US Equity	US58933Y1055	106.450	118.100	8.222
THERMO FISHER	TMO US Equity	US8835561023	592.510	480.050	19.113
ABBOTT LABS	ABT US Equity	US0028241000	124.190	101.880	4.029
INTUITIVE SURGIC	ISRG US Equity	US46120E6023	561.980	452.775	7.912
BOSTON SCIENTIFC	BSX US Equity	US1011371077	94.710	62.930	2.526

REAL ESTATE					
Name	Ticker	ISIN	Price Year open	Actual price	Earning per share
PROLOGIS INC	PLD US Equity	US74340W1036	129.050	128.780	2.558
AMERICAN TOWER C	AMT US Equity	US03027X1000	174.800	170.360	5.390
EQUINIX INC	EQIX US Equity	US29444U7000	764.110	964.050	14.481
WELLTOWER INC	WELL US Equity	US95040Q1040	186.940	195.300	-0.479
DIGITAL REALTY	DLR US Equity	US2538681030	155.030	175.180	1.511

MATERIALS					
Name	Ticker	ISIN	Price Year open	Actual price	Earning per share
LINDE PLC	LIN US Equity	IE00059Y5762	429.110	499.260	16.390
SHERWIN-WILLIAMS	SHW US Equity	US8243481061	327.840	315.900	10.603
ECOLAB INC	ECL US Equity	US2788651006	262.640	262.490	7.414
NEWMONT CORP	NEM US Equity	US6516391066	101.220	103.120	6.912
SOUTHERN COPPER	ECL US Equity	US2788651006	262.640	262.490	7.414

COMMUNICATION					
Name	Ticker	ISIN	Price Year open	Actual price	Earning per share
ALPHABET INC-A	GOOGL US Equity	US02079K3059	315.150	273.500	9.222
META PLATFORMS-A	META US Equity	US30303M1027	650.410	536.380	29.258
NETFLIX INC	NFLX US Equity	US64110L1061	90.990	92.970	2.540
T-MOBILE US INC	TMUS US Equity	US8725901040	199.580	213.940	10.680
AT&T INC	T US Equity	US00206R1023	24.560	28.780	2.000

Prices are indicative only

Eurobond is a bond that is issued in a currency other than the home currency of the country or market in which it is issued.

DISCLAIMER: This report has been issued by members of the Securities Execution Desk of Bank One Limited. This document has been prepared in good faith on the basis of information available at the date of publication without any independent verification. This communication is provided for information and discussion purposes only. Unless otherwise indicated, it does not constitute an offer or recommendation to purchase or sell any financial instruments or other products. Bank One does not guarantee or warrant the accuracy, reliability, completeness of the information in this publication. Our reference is Bloomberg for the graph and comments.

TALK TO US



Head of Consumer Banking, Private Banking & Wealth Management:
Guillaume Passebecq

Head of Domestic Private Banking and Wealth - Private Banking & Wealth Management:
Ketty Bhagawn

Head of Securities Services / Deputy Head of Private Banking:
Khalid Mahamodally



HNWI Desk: (+230) 5252 5651
Securities Services: (+230) 5988 0926



Private Banking: private-banking@bankone.mu
HNWI Desk: pb.sales@bankone.mu
Securities Services Desk: custody@bankone.mu



<https://bankone.mu/private/en/>

A Joint Venture of I&M Group PLC & CIEL Finance Limited

BANK ONE

PRIVATE BANKING · WEALTH MANAGEMENT
SECURITIES SERVICES

EQUITIES MARKET CAP EXCEEDING 10b

31 March 2026

TECHNOLOGY					
Name	Ticker	ISIN	Price Year open	Actual price	Earning per share
ASML	ASML NA Equity	NL0010273215	986.300	1111.200	26.306
ERICSSON LM-B	ERICB SS Equity	SE0000108656	88.300	107.200	8.530
SAP SE	SAP GR Equity	DE0007164600	201.650	147.720	6.131
ACCENTURE PLC-A	ACN US Equity	IE00B4BNMY34	259.950	197.550	13.376
DASSAULT SYSTEME	DSY FP Equity	FR0014003TT8	23.400	17.115	0.910
INFINEON TECH	IFX GR Equity	DE0006231004	38.285	37.985	0.775
LAGERCRANTZ-B SH	LAGRB SS Equity	SE0014990966	202.200	197.400	5.550
MYCRONIC AB	MYCR SS Equity	SE0000375115	216.600	218.350	7.990
GARMIN LTD	GRMN US Equity	CH0114405324	202.440	226.000	8.604

UTILITIES					
Name	Ticker	ISIN	Price Year open	Actual price	Earning per share
ORSTED A/S	ORSTED DC Equity	DK0060094928	128.000	156.000	3.946
IBERDROLA SA	IBE SM Equity	ES0144580Y14	18.630	19.830	0.886
ENEL SPA	ENEL IM Equity	IT0003128367	9.000	9.432	0.411
NATIONAL GRID PL	NG/ LN Equity	GB00BR05C01	1157.500	1278.000	0.587
ENGIE	ENGI FP Equity	FR0010208488	22.970	27.920	1.573
E.ON SE	EOAN GR Equity	DE000ENAG999	16.435	19.125	0.662
UNIPER SE	UNO GR Equity	DE000UNSE026	33.350	39.150	3.343
RWE AG	RWE GR Equity	DE0007037129	46.870	57.320	4.324
SSE PLC	SSE LN Equity	GB0007908733	2231.000	2622.000	0.868
VEOLIA ENVIRONNE	VIE FP Equity	FR0000124141	30.140	32.910	1.831

FINANCIALS					
Name	Ticker	ISIN	Price Year open	Actual price	Earning per share
INVESTOR AB-B	INVEB SS Equity	SE0015811963	325.950	352.600	51.420
EQT AB	EQT SS Equity	SE0012853455	358.200	286.700	0.619
SEB AB-A	SEBA SS Equity	SE0000148884	197.950	172.450	15.600
DNB BANK ASA	DNB NO Equity	NO0010161896	283.500	300.300	28.401
SWEDBANK AB-A	SWEDA SS Equity	SE0000242455	325.400	320.200	29.140
ARION BANKI HF	ARION IR Equity	IS0000028157	203.000	174.500	21.798
SVENSKA HAN-A	SHBA SS Equity	SE0007100599	135.950	123.800	12.120
ISLANDSBANKI HF	ISB IR Equity	IS0000028538	148.500	134.000	13.624
DANSKE BANK A/S	DANSKE DC Equity	DK0010274414	319.500	313.300	27.943
INDUSTRIVARDEN-A	INDUA SS Equity	SE0000190126	411.000	462.000	81.970
LUNDBERGS AB-B	LUNDB SS Equity	SE0000108847	505.500	531.000	48.700
HSBC HOLDINGS PL	HSBA LN Equity	GB0005405286	1191.800	1219.800	1.206

HEALTHCARE					
Name	Ticker	ISIN	Price Year open	Actual price	Earning per share
NOVO NORDISK-B	NOVOB DC Equity	DK0062498333	330.250	229.350	23.060
NOVARTIS AG-REG	NOVN SW Equity	CH0012005267	108.500	121.220	7.199
COLOPLAST-B	COLOB DC Equity	DK0060448595	536.400	441.100	17.696
ASTRAZENECA PLC	AZN LN Equity	GB0009895292	13592.000	14710.000	6.600
LIFCO AB-B	LIFCOB SS Equity	SE0015949201	340.800	284.000	7.990
SANOFI	SAN FP Equity	FR0000120578	82.320	83.040	4.052
MEDTRONIC PLC	MDT US Equity	IE00BTN1Y115	96.050	85.740	4.386
SWEDISH ORPHAN B	SOBI SS Equity	SE0000872095	330.400	385.400	1.390
GENMAB A/S	GMAB DC Equity	DK0010272202	2007.000	1698.000	15.466
ESSILORLUXOTTICA	EL FP Equity	FR0000121667	265.500	197.600	5.050
MERCK KGAA	MRK GR Equity	DE0006599905	121.600	108.000	5.994

CONSUMER GOODS					
Name	Ticker	ISIN	Price Year open	Actual price	Earning per share
ESSITY AKTIEBO-A	ESSITYA SS Equity	SE0012853455	261.000	245.000	18.373
NESTLE SA-REG	NESN SW Equity	SE0000148884	76.440	78.770	3.512
L'OREAL	OR FP Equity	NO0010161896	364.700	351.750	11.481
SILDARVINNSLAN	SVN IR Equity	SE0000242455	98.500	98.000	0.034
BRIM HF	BRIM IR Equity	IS0000028157	73.500	76.000	0.031
UNILEVER PLC	ULVR LN Equity	IS0000028538	4822.500	4537.000	2.742
ANHEUSER-BUSCH I	ABI BB Equity	DK0010274414	54.400	60.260	3.442
CARLSBERG-B	CARLB DC Equity	SE0000190126	825.800	805.800	45.058
ORKLA ASA	ORK NO Equity	SE0000108847	112.200	122.400	6.379
MOWI ASA	MOWI NO Equity	NO0003054108	244.200	220.600	1.370
AAK AB	AAK SS Equity	SE0011337708	259.000	242.600	13.200
SALMAR ASA	SALM NO Equity	NO0010310956	619.000	571.500	8.131

REAL ESTATE					
Name	Ticker	ISIN	Price Year open	Actual price	Earning per share
FASTIGHETS-B SHS	BALDB SS Equity	SE0017832488	67.480	55.480	6.405
PANDOX AB	PNDXB SS Equity	SE0007100359	200.000	179.400	16.120
NEPI ROCKCASTLE	NRP SJ Equity	NL0015000RT3	14470.000	13573.000	0.513
CASTELLUM AB	CAST SS Equity	SE0000379190	105.400	109.200	1.890
REITIR FASTEIGNA	REITIR IR Equity	IS0000020352	129.000	111.000	15.874

MATERIALS					
Name	Ticker	ISIN	Price Year open	Actual price	Earning per share
NORSK HYDRO ASA	NHY NO Equity	NO0005052605	79.460	102.100	3.410
SVENSKA CELL-B	SCAB SS Equity	SE0000112724	122.850	108.950	4.570
AIR LIQUIDE SA	AI FP Equity	FR0000120073	159.000	178.440	6.095
BOLIDEN AB	BOL SS Equity	SE0020050417	521.000	477.700	33.390

Prices are indicative only

DISCLAIMER: This report has been issued by members of the Securities Execution Desk of Bank One Limited. This document has been prepared in good faith on the basis of information available at the date of publication without any independent verification. This communication is provided for information and discussion purposes only. Unless otherwise indicated, it does not constitute an offer or recommendation to purchase or sell any financial instruments or other products. Bank One does not guarantee or warrant the accuracy, reliability, completeness of the information in this publication. Our reference is Bloomberg for the graph and comments.

TALK TO US



Head of Consumer Banking, Private Banking & Wealth Management:
Guillaume Passebecq

Head of Domestic Private Banking and Wealth - Private Banking & Wealth Management:
Ketty Bhagawn

Head of Securities Services / Deputy Head of Private Banking:
Khalid Mahamodally



HNWI Desk: (+230) 5252 5651
Securities Services: (+230) 5988 0926



Private Banking: private-banking@bankone.mu
HNWI Desk: pb.sales@bankone.mu
Securities Services Desk: custody@bankone.mu



<https://bankone.mu/private/en/>

BANK ONE

PRIVATE BANKING · WEALTH MANAGEMENT
SECURITIES SERVICES

Government Bonds - EUR

31 March 2026

FRANCE					
NAME	ISIN	BID PRICE	ASK PRICE	YTM	MATURITY
FRANCE (GOVT OF)	FR001400FYQ4	100.014	100.053	2.413	9/24/2026
FRANCE (GOVT OF)	FR001400NBC6	99.568	99.608	2.782	9/24/2027
FRANCE (GOVT OF)	FR0013238268	98.953	99.018	0.635	3/1/2028
FRANCE (GOVT OF)	FR0000571218	107.399	107.450	2.929	4/25/2029
FRANCE (GOVT OF)	FR0013516549	86.710	86.737	3.111	11/25/2030
FRANCE (GOVT OF)	FR0014001N38	96.999	97.066	0.670	7/25/2031
FRANCE (GOVT OF)	FR001400BKZ3	91.907	91.934	3.376	11/25/2032

ITALIA					
NAME	ISIN	BID PRICE	ASK PRICE	YTM	MATURITY
BUONI POLIENNALI DEL TES	IT0005538597	100.050	100.074	2.027	4/15/2026
BUONI POLIENNALI DEL TES	IT0005370306	99.942	99.966	2.251	7/15/2026
BUONI POLIENNALI DEL TES	IT0005542797	101.885	101.908	3.235	6/15/2030
BUONI POLIENNALI DEL TES	IT0005542359	103.207	103.235	3.389	10/30/2031
BUONI POLIENNALI DEL TES	IT0004923998	104.843	104.891	4.410	9/1/2044
BUONI POLIENNALI DEL TES	IT0005083057	84.198	84.268	4.480	9/1/2046
BUONI POLIENNALI DEL TES	IT0005273013	86.032	86.100	4.501	3/1/2048
BUONI POLIENNALI DEL TES	IT0005273013	89.480	89.569	4.221	3/1/2048
BUONI POLIENNALI DEL TES	IT0005363111	91.049	91.138	4.517	9/1/2049

Other european countries					
NAME	ISIN	BID PRICE	ASK PRICE	YTM	MATURITY
ROMANIA	XS2829811731	93.947	94.544	6.358	5/30/2037
ROMANIA	XS2829811731	93.947	94.544	6.358	5/30/2037
ROMANIA	XS2364200357	62.255	63.085	6.759	4/13/2042
ROMANIA	XS2364200357	62.255	63.085	6.759	4/13/2042
BONOS Y OBLIG DEL ESTADO	ES0000012M93	97.431	97.517	4.151	10/31/2054
BONOS Y OBLIG DEL ESTADO	ES00000128E2	85.774	86.060	4.177	7/30/2066

GERMANY					
NAME	ISIN	BID PRICE	ASK PRICE	YTM	MATURITY
BUNDESobligation	DE0001141836	99.943	99.972	1.940	4/10/2026
BUNDESobligation	DE0001141844	98.797	98.836	2.301	10/9/2026
BUNDESobligation	DE0008U25000	99.190	99.216	2.608	4/13/2028
BUNDESobligation	DE0008U25034	99.435	99.456	2.664	10/11/2029
GERMAN TREASURY BILL	DE0008U0E295	99.776	99.791	1.905	5/13/2026
GERMAN TREASURY BILL	DE0008U0E337	98.968	98.986	2.228	9/16/2026
GERMAN TREASURY BILL	DE0008U0E360	98.101	98.119	2.425	1/13/2027

SPAIN					
NAME	ISIN	BID PRICE	ASK PRICE	YTM	MATURITY
BONOS Y OBLIG DEL ESTADO	ES0000012729	99.948	99.986	2.003	4/30/2026
BONOS Y OBLIG DEL ESTADO	ES0000012L29	100.080	100.110	2.142	5/31/2026
BONOS Y OBLIG DEL ESTADO	ES00000123C7	101.142	101.175	2.249	7/30/2026
BONOS Y OBLIG DEL ESTADO	ES0000012M77	100.695	100.724	2.048	5/31/2027
BONOS Y OBLIG DEL ESTADO	ES00000124C5	108.485	108.512	2.230	10/31/2028
BONOS Y OBLIG DEL ESTADO	ES0000012000	101.020	101.041	2.443	1/31/2030
BONOS Y OBLIG DEL ESTADO	ES0000012N43	102.294	102.322	2.663	7/30/2031
BONOS Y OBLIG DEL ESTADO	ES0000012L52	101.683	101.707	2.893	4/30/2033

Other European countries					
NAME	ISIN	BID PRICE	ASK PRICE	YTM	MATURITY
MALTA GOVERNMENT	MT0000013319	74.785	76.895	3.900	5/13/2037
SLOVAKIA GOVERNMENT BOND	SK4000023230	100.991	101.530	3.423	6/8/2033
OBRIGACOES DO TESOURO	PTOTEBOE0020	102.363	102.536	3.913	2/15/2045
REPUBLIKA SLOVENIJA	SI0002104048	45.463	45.930	4.001	10/20/2050
SLOVAKIA GOVERNMENT BOND	SK4000019857	49.104	50.060	4.286	10/13/2051
BELGIUM KINGDOM	BE0000358672	83.254	83.358	4.336	6/22/2054

* Bid and Ask prices are indicative only

DISCLAIMER: This report has been issued by members of the Securities Execution Desk of Bank One Limited. This document has been prepared in good faith on the basis of information available at the date of publication without any independent verification. This communication is provided for information and discussion purposes only. Unless otherwise indicated, it does not constitute an offer or recommendation to purchase or sell any financial instruments or other products. Bank One does not guarantee or warrant the accuracy, reliability, completeness of the information in this publication. Our reference is Bloomberg for the graph and comments.

TALK TO US



Head of Consumer Banking, Private Banking & Wealth Management:
Guillaume Passebecq

Head of Domestic Private Banking and Wealth - Private Banking & Wealth Management:
Ketty Bhagawn

Head of Securities Services / Deputy Head of Private Banking:
Khalid Mahamodally



HNWI Desk: (+230) 5252 5651
Securities Services: (+230) 5988 0926



Private Banking: private-banking@bankone.mu
HNWI Desk: pb.sales@bankone.mu
Securities Services Desk: custody@bankone.mu



<https://bankone.mu/private/en/>

BANK ONE

PRIVATE BANKING · WEALTH MANAGEMENT
SECURITIES SERVICES

Supranationals

31 March 2026

African Development Bank					
NAME	ISIN	BID PRICE	ASK PRICE	YTM	MATURITY
AFRICAN DEVELOPMENT BANK	US00828EEG08	98.12	98.177	4.291214012	11/2/2026
AFRICAN DEVELOPMENT BANK	US00828EEP07	100.782	100.785	3.860859021	11/3/2027
AFRICAN DEVELOPMENT BANK	X51667381138	97.389	97.611	4.424157035	8/17/2027
AFRICAN DEVELOPMENT BANK	X52684976090	100.466	100.685	4.239296603	9/14/2028
AFRICAN DEVELOPMENT BANK	X52004924986	93.561	94.048	4.379125068	5/31/2029
AFRICAN DEVELOPMENT BANK	US00828EFD67	98.607	98.613	3.93280829	9/18/2029
AFRICAN DEVELOPMENT BANK	X52333240864	99.876	99.903	3.94688026	4/22/2026
AFRICAN DEVELOPMENT BANK	US00828EFF16	100.235	100.267	3.930640855	3/18/2030

European Investment Bank					
NAME	ISIN	BID PRICE	ASK PRICE	YTM	MATURITY
EUROPEAN INVESTMENT BANK	US298785JP29	98.31	98.333	3.756087813	10/26/2026
EUROPEAN INVESTMENT BANK	US298785JT41	99.099	99.12	3.819519604	11/15/2027
EUROPEAN INVESTMENT BANK	US298785JY36	101.51	101.534	3.86483717	10/16/2028
EUROPEAN INVESTMENT BANK	US298785KF28	99.557	99.589	3.876496258	11/15/2029
EUROPEAN INVESTMENT BANK	US298785KG01	102.188	102.222	3.89224308	3/14/2030
EUROPEAN INVESTMENT BANK	US298785KL95	100.843	100.9	4.0925756	8/16/2032
EUROPEAN INVESTMENT BANK	US298785JY96	97.668	97.713	4.139076696	2/14/2033
EUROPEAN INVESTMENT BANK	US298785KH83	102.406	102.465	4.291107177	2/12/2035

Asian Development Bank					
NAME	ISIN	BID PRICE	ASK PRICE	YTM	MATURITY
ASIAN DEVELOPMENT BANK	US045167GD94	101.413	101.461	3.850853597	3/6/2029
ASIAN DEVELOPMENT BANK	US045167GH09	99.212	99.246	3.867805824	8/28/2029
ASIAN DEVELOPMENT BANK	US045167EP43	93.159	93.188	3.873156967	9/19/2029
ASIAN DEVELOPMENT BANK	US045167ER09	92.901	92.927	3.891620569	1/24/2030
ASIAN DEVELOPMENT BANK	US045167GL11	100.801	100.849	3.907233254	5/30/2030
ASIAN DEVELOPMENT BANK	US045167GM93	99.267	99.291	3.929044826	8/28/2030
ASIAN DEVELOPMENT BANK	US045167FB48	89.035	89.084	3.967177659	3/4/2031
ASIAN DEVELOPMENT BANK	US045179PB84	98.167	98.212	4.167784273	6/14/2033
ASIAN DEVELOPMENT BANK	US045167GB39	99.169	99.213	4.24738039	1/12/2034
ASIAN INFRASTRUCTURE INV	US04522KAP12	102.022	102.068	3.912895383	1/16/2030

International American Investment Bank					
NAME	ISIN	BID PRICE	ASK PRICE	YTM	MATURITY
INTER-AMERICAN DEVEL BK	US4581XDEI30	102.095	102.118	3.907357663	2/15/2030
INTER-AMERICAN DEVEL BK	US4581XOD549	87.718	87.774	3.962139933	1/13/2031
INTER-AMERICAN DEVEL BK	US4581XOERS6	97.932	97.961	4.047620724	9/17/2031
INTER-AMERICAN DEVEL BK	US4581XOEJ31	95.923	95.948	4.172858413	4/12/2033
INTER-AMERICAN DEVEL BK	US4581XOEL86	101.739	101.764	4.223192032	9/13/2033
INTER-AMERICAN DEVEL BK	US4581XOEP90	100.837	100.879	4.250366705	7/17/2034

International Finance Corporation					
NAME	ISIN	BID PRICE	ASK PRICE	YTM	MATURITY
INTL FINANCE CORP	US45950VHX73	99.973	99.974	3.707899377	4/7/2026
INTL FINANCE CORP	US45950KDF49	100.381	100.384	3.872645291	1/15/2027
INTL FINANCE CORP	US45950KDK34	101.126	101.147	3.839523985	1/21/2028
INTL FINANCE CORP	US45950VTE64	100.524	100.559	4.69563459	4/12/2029
INTL FINANCE CORP	US45950VUL88	100.193	100.407	4.683693503	2/25/2030
INTL FINANCE CORP	X52868793907	99.874	100.315	4.237414205	1/25/2028
INTL FINANCE CORP	X52868893002	97.194	97.793	4.43861474	8/23/2031
INTL FINANCE CORP	X52868893002	97.194	97.793	4.43861474	8/23/2031
INTL FINANCE CORP	US45950KDF49	100.381	100.384	3.872645291	1/15/2027

International Bank for Reconstruction & Development					
NAME	ISIN	BID PRICE	ASK PRICE	YTM	MATURITY
INTL BK RECON & DEVELOP	US459058KL69	99.184	99.216	3.873177926	9/21/2029
INTL BK RECON & DEVELOP	US459058HU50	92.935	92.97	3.888052377	10/23/2029
INTL BK RECON & DEVELOP	US459058KQ56	99.933	99.965	3.888314813	2/14/2030
INTL BK RECON & DEVELOP	US459058LR21	100.795	100.804	3.90530247	3/20/2030
INTL BK RECON & DEVELOP	US459058JC89	88.546	88.57	3.910164851	5/14/2030
INTL BK RECON & DEVELOP	US459058KU68	100.272	100.315	3.924277433	7/25/2030
INTL BK RECON & DEVELOP	US459058JG93	87.21	87.239	3.938828827	8/26/2030
INTL BK RECON & DEVELOP	US459058LY71	98.191	98.235	3.930058672	10/28/2030
INTL BK RECON & DEVELOP	US459058LA95	100.215	100.247	3.945328531	1/10/2031
INTL BK RECON & DEVELOP	US459058LF82	102.392	102.436	3.965189774	4/10/2031
INTL BK RECON & DEVELOP	US459058KA05	88.011	88.085	4.034878214	11/3/2031
INTL BK RECON & DEVELOP	US45906M3D11	91.806	91.856	4.048456815	3/29/2032
INTL BK RECON & DEVELOP	US459058KY80	103.418	103.597	4.206479185	11/14/2033
INTL BK RECON & DEVELOP	US459056RA75	100.465	100.498	4.31171896	8/27/2035

* Bid and Ask prices are indicative only

Eurobond is a bond that is issued in a currency other than the home currency of the country or market in which it is issued.

DISCLAIMER: This report has been issued by members of the Securities Execution Desk of Bank One Limited. This document has been prepared in good faith on the basis of information available at the date of publication without any independent verification. This communication is provided for information and discussion purposes only. Unless otherwise indicated, it does not constitute an offer or recommendation to purchase or sell any financial instruments or other products. Bank One does not guarantee or warrant the accuracy, reliability, completeness of the information in this publication. Our reference is Bloomberg for the graph and comments.

TALK TO US



Head of Consumer Banking, Private Banking & Wealth Management:

Guillaume Passebecq



Head of Domestic Private Banking and Wealth - Private Banking & Wealth Management:

Katy Bhagawn



Head of Securities Services / Deputy Head of Private Banking:

Khalid Mahamodally



HNWI Desk: (+230) 5252 5651

Securities Services: (+230) 5988 0926



Private Banking: private-banking@bankone.mu

HNWI Desk: pb.sales@bankone.mu

Securities Services Desk: custody@bankone.mu



<https://bankone.mu/private/en/>

BANK ONE

PRIVATE BANKING · WEALTH MANAGEMENT
SECURITIES SERVICES

OTHER AFRICAN MARKETS

31 March 2026

EQUITIES MARKET

NAME	COUNTRY	CURRENCY	YR OPEN	PREV_5D	ACTUAL	WEEKLY	YTD
BGSMDC INDEX	BOTSWANA	BWP	11,030.03	11,116.70	11,083.02	-0.30%	0.48%
EGX100EW INDEX	EGYPT	EGP	17,425.88	17,811.59	17,414.81	-2.23%	-0.06%
GGSECI INDEX	GHANA	GHS	8,772.25	15,325.46	13,081.04	-14.65%	49.12%
MCSINDEX INDEX	MOROCCO	MAD	37,874.08	37,000.20	35,244.52	-4.75%	-6.94%
DARSSEI INDEX	TANZANIA	TZS	2,761.93	3,937.22	3,850.05	-2.21%	39.40%
IDFTCDTL INDEX	IVORY COAST	USD	11,690.73	13,050.64	13,131.42	0.62%	12.32%
ICXCOMP INDEX	WEST AFRICA*	XOF	345.75	403.58	404.83	0.31%	17.09%

TOP 15 HOLDINGS WEST AFRICA - MARKET CAPITALISATION IN XOF

NAME	CURRENCY	ISIN	LAST PRICE	YTD (%)	MARKET CAP
SONATEL	XOF	SN0000000019	28200	7.96	2,820,000,000,000.00
ORANGE COTE D'IVOIRE SA	XOF	CI0000005864	15295	0.00	2,304,273,578,250.00
ORANGE COTE D'IVOIRE SA	XOF	CI0000005864	15295	7.33	2,304,273,578,250.00
SOC GEN BANQ EN COTE IVOIRE	XOF	CI0000000030	34500	15.40	1,073,333,295,000.00
SOC GEN BANQ EN COTE IVOIRE	XOF	CI0000000030	34500	15.40	1,073,333,295,000.00
ECOBANK COTE D'IVOIRE	XOF	CI0000002424	16500	3.13	908,334,900,000.00
SOCIETE IVOIRIENNE DE BANQUE	XOF	CI0000001871	6900	20.00	690,000,000,000.00
SOC DE LIMONADERIES ET BRASS	XOF	CI0000000105	38500	33.22	633,742,340,000.00
UNILEVER COTE D'IVOIRE	XOF	CI0000000287	57120	66.90	524,555,808,000.00
CORIS BANK INTERNATIONAL SA	XOF	BF0000000604	13800	28.01	441,600,000,000.00
BANQUE INTL COMMERCE ET INDU	XOF	CI0000000014	25400	30.62	423,333,418,000.00
SOC IVOIRIENNE DES TABACS	XOF	CI0000002416	14100	23.20	391,419,000,000.00
NSIA BANQUE	XOF	CI0000000956	8270	15.18	348,757,465,200.00
BOA-COTE D'IVOIRE	XOF	BJ0000002457	5100	2.51	330,800,000,000.00

* WEST AFRICA : TOGO, SENEGAL, MALI, NIGER, BENIN, BURKINA FASO, GUINEA-BISSAU

*XOF : West African Franc is the shared currency of eight independent states in West Africa

DISCLAIMER: This report has been issued by members of the Securities Execution Desk of Bank One Limited. This document has been prepared in good faith on the basis of information available at the date of publication without any independent verification. This communication is provided for information and discussion purposes only. Unless otherwise indicated, it does not constitute an offer or recommendation to purchase or sell any financial instruments or other products. Bank One does not guarantee or warrant the accuracy, reliability, completeness of the information in this publication. Our reference is Bloomberg for the graph and comments.

TALK TO US



Head of Consumer Banking, Private Banking & Wealth Management:
Guillaume Passebecq

Head of Domestic Private Banking and Wealth - Private Banking & Wealth Management:
Ketty Bhagawn

Head of Securities Services / Deputy Head of Private Banking:
Khalid Mahamodally



Private Banking: private-banking@bankone.mu
HNWI Desk: pb.sales@bankone.mu
Securities Services Desk: custody@bankone.mu



HINWI Desk: (+230) 5252 5651
Securities Services: (+230) 5988 0926



<https://bankone.mu/private/en/>



BANK ONE

PRIVATE BANKING · WEALTH MANAGEMENT
SECURITIES SERVICES

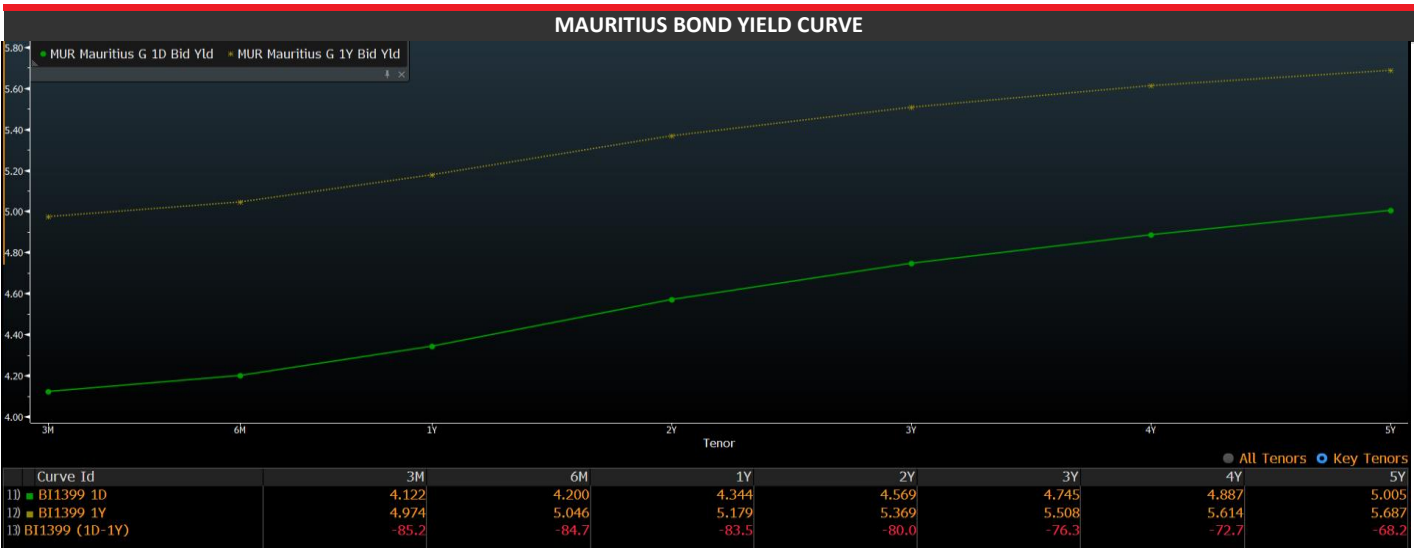
MAURITIUS OVERVIEW

31 March 2026

MARKET INDICES - MAURITIUS			
NAME	YEAR OPEN	ACTUAL	YTD (%)
DEMTRI Index	390.120	377.890	-3.135
DEMEX Index	224.610	215.550	-4.072
SEMDEX Index	2381.780	2213.570	-6.894
SEMTRI Index	11324.690	10544.360	-6.891
SEM10P Index	445.34	418.09	-6.119729

MAJOR COMPANIES PERFORMANCE				
NAME	ISIN	CURR	PRICE	YTD (%)
CIEL LTD	MU0177100025	MUR	8.000	-8.257
MCB GROUP LTD	MU0424N00005	MUR	401.000	-7.816
SBM HOLDINGS LTD	MU0443N00005	MUR	6.600	-1.198
IBL LTD	MU0521N00008	MUR	26.550	-9.847
IPRO GROWTH FUND	MU0558S00009	MUR	35.95	12.30

GOVERNMENT BONDS								
NAME	ISIN	CURR	COUPON	BID PRICE	BID YIELD	ASK PRICE	ASK YIELD	MATURITY YEARS
MAURTN 4.86 05/17/2027 Corp	MU0GNTA19756	MUR	4.86	100.458	4.433	100.458	4.304	5/17/2027
MAURGB 2.23 03/05/2031 Corp	MU0GBDA13303	MUR	2.23	100.458	5.009	88.668	4.844	3/5/2031
MAURGB 4.17 06/18/2036 Corp	MU0GBDA14053	MUR	4.17	100.458	5.590	90.263	5.423	6/18/2036
MAURGB 4.17 05/28/2041 Corp	MU0GBDA13899	MUR	4.17	100.458	5.766	85.415	5.611	5/28/2041



* Bid and Ask prices are indicative only

DISCLAIMER: This report has been issued by members of the Securities Execution Desk of Bank One Limited. This document has been prepared in good faith on the basis of information available at the date of publication without any independent verification. This communication is provided for information and discussion purposes only. Unless otherwise indicated, it does not constitute an offer or recommendation to purchase or sell any financial instruments or other products. Bank One does not guarantee or warrant the accuracy, reliability, completeness of the information in this publication. Our reference is Bloomberg for the graph and comments.

TALK TO US



Head of Consumer Banking, Private Banking & Wealth Management:
Guillaume Passabecq

Head of Domestic Private Banking and Wealth - Private Banking & Wealth Management:
Ketty Bhagawn

Head of Securities Services / Deputy Head of Private Banking:
Khalid Mahamodally



Private Banking: private-banking@bankone.mu

HNWI Desk: pb.sales@bankone.mu

Securities Services Desk: custody@bankone.mu



HNWI Desk: (+230) 5252 5651

Securities Services: (+230) 5988 0926



<https://bankone.mu/private/en/>



BANK ONE

PRIVATE BANKING . WEALTH MANAGEMENT
SECURITIES SERVICES

SOUTH AFRICA OVERVIEW

31 March 2026

EQUITIES MARKET				PERFORMANCE	
NAME	YR OPEN	PREV_5D	ACTUAL	WEEKLY	YTD
JSE AFRICA ALL SHARE INDEX	76,893.15	110,804.70	113,072.80	-2.01%	-32.00%
BBG SOUTH AFRICA LMS	1,201.26	1,839.56	1,885.29	-2.43%	-36.28%
JESE AFRICA TOP40 INDEX	70,494.80	102,883.00	105,400.80	-2.39%	-33.12%

EQUITIES LEADERS - WEEKLY PERFORMANCE			
NAME	ISIN	PRICE	CHANGE (%)
NASPERS LTD-N SHS	ZAE000351946	85733	-27.08
GOLD FIELDS LTD	ZAE000018123	75539	-15.09
FIRSTRAND LTD	ZAE000066304	8487	-2.62
CAPITEC BANK HOLDINGS LTD	ZAE000035861	407222	12.30
STANDARD BANK GROUP LTD	ZAE000109815	30012	-9.56

MARKET CURRENCY				PERFORMANCE	
NAME	YR OPEN	PREV_5D	ACTUAL	WEEKLY	YTD
EUR-ZAR	19.45	19.71	19.60	-0.56%	0.76%
USD-ZAR	16.56	16.97	17.04	0.45%	2.91%
GBP-ZAR	22.32	22.77	22.56	-0.91%	1.10%
CHF-ZAR	20.89	21.52	21.32	-0.96%	2.03%
ZAR-MUR	2.79	2.74	2.76	0.67%	-0.84%

EQUITIES LAGGARDS - WEEKLY PERFORMANCE			
NAME	ISIN	PRICE	YTD CHANGE (%)
NEWWAVE EURO ETN	ZAE000162541	1972	0.51
NEWWAVE POUND STERLING ETN	ZAE000162558	2274	0.53
REITWAY GLOBAL PRO INC P ETF	ZAE000343372	933	-4.11
1NVEST MSC WSR INF ETF	ZAE000312245	17167	-2.68
CORGLO STRA INC PRES FDR ETF	ZAE000337168	1018	3.88

TOP 10 HOLDINGS - MARKET CAPITALISATION IN ZAR				
NAME	MARKET CAP	ISIN	PRICE	YTD (%)
GOLD FIELDS LTD	676,092,365,941	ZAE000018123	75,539	4.64
STANDARD BANK GROUP LTD	494,134,595,908	ZAE000109815	30,012.00	3.35
FIRSTRAND LTD	476,077,246,645	ZAE000066304	8,487.00	6.48
VALTERRA PLATINUM LIMITED	368,933,912,118	ZAE000013181	8,487.00	6.48
VODACOM GROUP LTD	297,339,076,292	ZAE000132577	14,310.00	1.27
IMPALA PLATINUM HOLDINGS LTD	215,700,927,357	ZAE000083648	23,851.00	8.97
HARMONY GOLD MINING CO LTD	161,906,137,106	ZAE000015228	25,425.00	24.57
SIBANYE STILLWATER LTD	142,490,756,070	ZAE000259701	5,034.00	16.79
NORTHAM PLATINUM HOLDINGS LT	136,483,106,706	ZAE000298253	34,112.00	1.19
DRDGLD LTD	42,589,227,021	ZAE000058723	4,910.00	6.23

SOUTH AFRICAN BONDS - ZAR				
NAME	ISIN	BID	ASK	YTM
SAGB 8 ¼ 02/28/35 2035 Corp	ZAG000125972	98.09	98.36	9.17
SAGB 10.50% 21/12/2026	ZAG000016320	102.14	102.13	7.32
SACPI 2.60% 31/03/2028	ZAG000041849	97.93	98.12	3.64
SACPI 1.875% 31/03/2029	ZAG000137191	94.15	94.35	3.94
SAGB 8% 31/01/2030	ZAG000106998	98.84	98.99	8.34
SAGB 7% 28/02/2031	ZAG000077470	93.65	93.82	8.59
SAGB 6.25% 31/03/2036	ZAG000030404	80.25	80.44	9.32

* Bid and Ask prices are indicative only

DISCLAIMER: This report has been issued by members of the Securities Execution Desk of Bank One Limited. This document has been prepared in good faith on the basis of information available at the date of publication without any independent verification. This communication is provided for information and discussion purposes only. Unless otherwise indicated, it does not constitute an offer or recommendation to purchase or sell any financial instruments or other products. Bank One does not guarantee or warrant the accuracy, reliability, completeness of the information in this publication. Our reference is Bloomberg for the graph and comments.

TALK TO US



Head of Consumer Banking, Private Banking & Wealth Management:
Guillaume Passebecq

Head of Domestic Private Banking and Wealth - Private Banking & Wealth Management:
Ketty Bhagawn

Head of Securities Services / Deputy Head of Private Banking:
Khalid Mahamodally



HNWI Desk: (+230) 5252 5651
Securities Services: (+230) 5988 0926



Private Banking: private-banking@bankone.mu
HNWI Desk: pb.sales@bankone.mu
Securities Services Desk: custody@bankone.mu



<https://bankone.mu/private/en/>

A Joint Venture of I&M Group PLC & CIEL Finance Limited



BANK ONE

PRIVATE BANKING . WEALTH MANAGEMENT
SECURITIES SERVICES

KENYA OVERVIEW

31 March 2026

EQUITIES MARKET				PERFORMANCE	
NAME	YR OPEN	PREV_5D	ACTUAL	WEEKLY	YTD
NAIROBI ALL SHARE INDEX	187.35	202.52	195.38	-3.53%	4.29%

EQUITIES LEADERS - WEEKLY PERFORMANCE			
NAME	ISIN	PRICE	YTD CHANGE (%)
SAFARICOM PLC	KE1000001402	27.50	-3.00
EQUITY GROUP HOLDINGS PLC	KE0000000554	69.00	3.37
KCB GROUP PLC	KE0000000315	61.75	-1.14
EAST AFRICAN BREWERIES PLC	KE0000000216	251.00	-4.56
NCBA GROUP PLC	KE0000000406	88.00	2.38

MARKET CURRENCY				PERFORMANCE	
NAME	YR CLOSE	PREV_5D	ACTUAL	WEEKLY	YTD
EUR-KES	149.43	150.23	149.43	-0.53%	0.00%
USD-KES	130.00	129.66	130.00	0.26%	0.00%
GBP-KES	172.06	173.92	172.06	-1.07%	0.00%
CHF-KES	162.54	164.51	162.54	-1.20%	0.00%
MUR-KES	2.76	2.79	2.76	-1.00%	0.00%

EQUITIES LAGGARDS - WEEKLY PERFORMANCE			
NAME	ISIN	PRICE	CHANGE (%)
KURWITU VENTURES LTD	KE4000001216	1500.00	0.00
EVEREADY EAST AFRICA LTD	KE0000000588	16.00	-11.68
OLYMPIA CAPITAL HOLDINGS LTD	KE0000000166	6.76	-17.76
HOMEBOYZ ENTERTAINMENT PLC	KE7000001433	4.66	0.00
EXPRESS KENYA LTD	KE0000000224	7.52	1.62

TOP 10 HOLDINGS - MARKET CAPITALISATION IN KES					
NAME	MARKET CAP	ISIN	PRICE	YTD (%)	
SAFARICOM PLC	1101799270000.00	KE1000001402	27.50	-	3.00
EQUITY GROUP HOLDINGS PLC	260383561338.00	KE0000000554	69.00		3.37
KCB GROUP PLC	217712105716.25	KE0000000315	67.75		3.04
EAST AFRICAN BREWERIES PLC	198484363356.00	KE0000000216	251.00		3.04
ABSA BANK KENYA PLC	155070352800.00	KE0000000067	28.55		15.59
CO-OPERATIVE BANK OF KENYA L	158413716765.00	KE1000001568	27.00		12.73
NCBA GROUP PLC	149512397529.00	KE0000000406	90.75		8.04
STANDARD CHARTERED BANK LTD	124788802977.25	KE0000000448	330.25		11.10
CFC STANBIC HOLDINGS LTD	101597660966.00	KE0000000091	257.00		29.96
I&M GROUP PLC	84569903733.60	KE0000000125	48.60		14.49

KENYAN BONDS - KES			
NAME	ISIN	BID	YTM
KENYA 15.039% 17.08.26	KE5000006329	102.80	6.93
KENYA 12.966% 19.07.27	KE5000007327	104.25	9.12
KENYA 12.28% 12.11.29	KE6000005659	104.32	10.45
KENYA 10% 05.05.31	KE2000002176	96.01	10.89
KENYA 12.75% 03.10.33	KE5000008879	105.66	11.49
KENINT 8 1/4 02.28.48	XS1781710626	86.38	9.73

* Bid and Ask prices are indicative only

DISCLAIMER: This report has been issued by members of the Securities Execution Desk of Bank One Limited. This document has been prepared in good faith on the basis of information available at the date of publication without any independent verification. This communication is provided for information and discussion purposes only. Unless otherwise indicated, it does not constitute an offer or recommendation to purchase or sell any financial instruments or other products. Bank One does not guarantee or warrant the accuracy, reliability, completeness of the information in this publication. Our reference is Bloomberg for the graph and comments.

TALK TO US



Head of Consumer Banking, Private Banking & Wealth Management:
Guillaume Passebecq

Head of Domestic Private Banking and Wealth - Private Banking & Wealth Management:
Ketty Bhagawan

Head of Securities Services / Deputy Head of Private Banking:
Khalid Mahamodally



HNWI Desk: (+230) 5252 5651
Securities Services: (+230) 5988 0926



Private Banking: private-banking@bankone.mu
HNWI Desk: pb.sales@bankone.mu
Securities Services Desk: custody@bankone.mu



<https://bankone.mu/private/en/>

BANK ONE

PRIVATE BANKING · WEALTH MANAGEMENT
SECURITIES SERVICES

OPEN ARCHITECTURE

31 March 2026

TAILOR ASSET MANAGEMENT

NAME	ISIN	CUR	PRICE	YTD (%)
TAILOR ACTIONS ENTREPRENEURS C	FR0013333580	EUR	204.46	-1.88
TAILOR ACTIONS AVENIR ISR C	FR0007472501	EUR	948.68	-6.26
TAILOR GLOBAL SELECTION ISR C	FR0013406196	EUR	129.81	-4.21
TAILOR ALLOCATION DEFENSIVE C	FR0010487512	EUR	168.93	-2.66
TAILOR CREDIT RENDEMENT CIBLE S	FR0011080282	USD	181.95	-1.41
TAILOR CREDIT RENDEMENT CIBLE G	FR0013310372	GBP	116.19	-1.43
TAILOR CREDIT RENDEMENT CIBLE C	FR0010952432	EUR	154.92	-1.86
TAILOR EPARGNE HIGH YIELD	FR0013150117	USD	136.53	0.49

MONTSEGUR

NAME	ISIN	CUR	PRICE	YTD (%)
MONTSEGUR CROISSANCE - C	FR0010109140	EUR	225.00	-2.33
MONTSEGUR DIVIDENDES - C	FR0010263574	EUR	229.63	1.69
MONTSEGUR PATRIMOINE - C	FR0010121137	EUR	159.16	-1.69

ECOBANK

NAME	ISIN	CUR	PRICE	PERF
EDC MIDDLE AFRICA EUROBOND FUND	MU0664500005	USD	1076.17	0.62

FFM AMERICAN GROWTH

NAME	ISIN	CUR	PRICE	YTD (%)
FFM AMERICAN GROWTH	MU0593500006	USD	172.13	-5.66%

NAME	ISIN	CUR	PRICE	YTD (%)
I PRO GROWTH FUND	MU0558500009	MUR	35.95	12.30

JANUS HENDERSON GLOBAL

NAME	ISIN	CUR	PRICE	YTD (%)
GJH GLOBAL TECH LEADER - A2HCHF	LU0892275776	CHF	396.71	-10.02
JAN HND GLOBAL EQUITY- RA EUR	LU0200076213	EUR	31.33	-1.93
JAN HND FD-ABSLT RT	LU0953998514	USD	7.99	0.38

VARENE CAPITAL PARTNERS

NAME	ISIN	CUR	PRICE	YTD (%)
VARENNE SELECTION SHARE P - GBP	FR0013401064	GBP	166.16	-7.74

DISCLAIMER: This report has been issued by members of the Securities Execution Desk of Bank One Limited. This document has been prepared in good faith on the basis of information available at the date of publication without any independent verification. This communication is provided for information and discussion purposes only. Unless otherwise indicated, it does not constitute an offer or recommendation to purchase or sell any financial instruments or other products. Bank One does not guarantee or warrant the accuracy, reliability, completeness of the information in this publication. Our reference is Bloomberg for the graph and comments.

TALK TO US



Head of Consumer Banking, Private Banking & Wealth Management:
Guillaume Passebecq

Head of Domestic Private Banking and Wealth - Private Banking & Wealth Management:
Ketty Bhagawn

Head of Securities Services / Deputy Head of Private Banking:
Khalid Mahamodally



HNWI Desk: (+230) 5252 5651
Securities Services: (+230) 5988 0926



Private Banking: private-banking@bankone.mu
HNWI Desk: pb.sales@bankone.mu
Securities Services Desk: custody@bankone.mu



<https://bankone.mu/private/en/>

A Joint Venture of I&M Group PLC & CIEL Finance Limited

BANK ONE

PRIVATE BANKING . WEALTH MANAGEMENT SECURITIES SERVICES

OPEN ARCHITECTURE

31 March 2026

AMUNDI ASSET MANAGEMENT				
NAME	ISIN	CUR	PRICE	YTD (%)
AMUNDI-EQ JP TGT-A EUR HGD C	LU0568583933	EUR	478.44	6.14
AMUNDI GLO ECO ESG-A CHF C	LU1883318666	CHF	454.91	-4.02
AMUNDI MSCI INDIA	LU1681043169	USD	64140.00	-16.13
AMUNDI PI US EQ F GR-R2GBPC	LU1883856566	GBP	300.22	-10.35
AMUNDI GLOBAL ECOLOGY ESG	LU1883318740	EUR	496.19	-2.62
AMUNDI-JAPAN EQ ENGAGE-A USD	LU1923161894	USD	71.63	0.28
AMUNDI-EMER MKT EQ F-ACHFHC	LU1808314444	CHF	99.65	-1.21
AMUNDI MULTI-ASSET CONSERVATIVE	LU1883329432	EUR	69.29	-2.34

WEISSHORN ASSET MANAGEMENT SA				
NAME	ISIN	CUR	PRICE	YTD (%)
WEISSHORN UCITS - BALANCED - USD	LU1396255876	USD	147.72	-0.31
WEISSHORN - HUMANITY CHALL EQTY	LU1812909783	EUR	120.46	-5.80
WEISSHORN - HUMANI CH EQ - C CHF	LU1812910369	CHF	109.72	-6.39
	LU1506616843	EUR	100.85	-0.79

FRANKLIN TEMPLETON				
NAME	ISIN	CUR	PRICE	YTD (%)
FRANKLIN TECHNOLOGY FUND	LU0109392836	USD	53.62	-11.78
FRANKLIN FTSE INDIA ETF	US35473P7693	USD	32.34	-16.20
FRANKLIN MODERATE ALLOCATION FD	US35472P3073	USD	15.98	-3.56
TEMP GLB CLI CHANGE - A ACC	LU0128520375	EUR	39.81	2.26
TEMPLETON EM MARKETS BOND FUND	LU1129996044	USD	3.68	-1.00
TEMPLETON GLOBAL TOTAL RET. FUND	LU0274552982	GBP	5.73	0.54

PIMCO EUROPE LTD				
NAME	ISIN	CUR	PRICE	YTD (%)
US HIGH YIELD BOND FUND	IE0032313573	USD	45.04	-1.59
PIMCO DIVERSIFIED INCOME - I	US6933918806	USD	9.81	-1.35
INCOME FUND	IE00B7KFL990	USD	17.56	-1.35
PIMCO DIV INC FD-EE HEDG ACC	IE00B1Z6D669	EUR	15.52	-2.02
GLOBAL INVESTMENT GRADE CREDIT	IE00B3K7XK29	USD	19.30	-1.53
PIMCO GIS-INCOME FND-E CHF I	IE00BJMZC096	CHF	6.08	-2.93

FUNDSMITH LLP				
NAME	ISIN	CUR	PRICE	YTD (%)
FUNDSMITH EQUITY FUND-R ACC	LU0690374615	EUR	50.75	-11.44
FUNDSMITH EQUITY FUND-R ACC	GB0084LPD114	GBP	578.68	-12.43

ODDO BHF ASSET MANAGEMENT SAS				
NAME	ISIN	CUR	PRICE	YTD (%)
ODDO BHF ARTIFICIAL INTLLGNC CR	LU1919842267	EUR	197.21	-10.49
ODDO BHF GRN PLANET - CIW USD	LU2189930527	USD	1314.24	1.73
ODDO BHF PATRIMOINE CR-EUR	FR0000992042	EUR	26.84	-3.14
ODDO BHF EURO HIGH YIELD BOND CR	LU0115290974	EUR	31.78	-1.47
ODDO BHF EURO CREDIT SHORT DUR. CR	LU1486845537	EUR	114.92	-0.37
ODDO BHF GLOBAL TARGET 2026 CR	FR0013426657	EUR	114.21	0.02
ODDO BHF IMMOBILIER DR-EUR	FR0000989923	EUR	580.62	-6.49

AXYS ASSET MANAGEMENT				
NAME	ISIN	CUR	PRICE	YTD (%)
AXIOM AFR. EQTY FD LTD CLASS I	MU0676500009	USD	10.33	8.64

DISCLAIMER: This report has been issued by members of the Securities Execution Desk of Bank One Limited. This document has been prepared in good faith on the basis of information available at the date of publication without any independent verification. This communication is provided for information and discussion purposes only. Unless otherwise indicated, it does not constitute an offer or recommendation to purchase or sell any financial instruments or other products. Bank One does not guarantee or warrant the accuracy, reliability, completeness of the information in this publication. Our reference is Bloomberg for the graph and comments.

TALK TO US



Head of Consumer Banking, Private Banking & Wealth Management:
Guillaume Passebecq

Head of Domestic Private Banking and Wealth - Private Banking & Wealth Management:
Ketty Bhagawn

Head of Securities Services / Deputy Head of Private Banking:
Khalid Mahamodally



HNWI Desk: (+230) 5252 5651
Securities Services: (+230) 5988 0926



Private Banking: private-banking@bankone.mu
HNWI Desk: pb.sales@bankone.mu
Securities Services Desk: custody@bankone.mu



<https://bankone.mu/private/en/>

BANK ONE

PRIVATE BANKING · WEALTH MANAGEMENT
SECURITIES SERVICES

WATCHLIST

31 March 2026

ETFs - SECTORIAL EUROPE				
NAME	ISIN	CUR	PRICE	YTD (%)
Lyxor UCITS ETF (Borsa Italiana)	LU0496786657	EUR	65.82	-6.75
Lyxor MSCI World UCITS ETF (Borsa Italiana)	LU1190417599	EUR	107.66	2.16
Lyxor Automobiles & Parts UCITS ETF (Euronext Paris)	LU1407887162	EUR	101.10	0.08
Lyxor Core UK UCITS ETF (London)	LU2099288503	EUR	7.78	-1.84
Lyxor Smart Overnight Return UCITS ETF (Xetra)	LU1407887329	EUR	83.02	-0.37
Lyxor Return UCITS ETF (Germany)	LU1841731745	EUR	20.85	-9.14
Lyxor Core US Equity UCITS ETF (Xetra)	LU1841731745	EUR	20.85	-9.14
Lyxor Gold UCITS ETF (European Composite)	LU0496786657	EUR	65.82	-6.75
Lyxor UCITS ETF (Germany)	LU1829219127	EUR	13288.00	-1.87
Lyxor MSCI Europe UCITS ETF(Euronext Paris)	LU1954152853	EUR	16.37	-9.96

ETFs - SECTORIAL U.S.				
NAME	ISIN	CUR	PRICE	YTD (%)
TECHNOLOGY SELECT SECT SPDR	US81369Y8030	USD	127.50	-11.33
FINANCIAL SELECT SECTOR SPDR	US81369Y6059	USD	48.36	-11.25
UTILITIES SELECT SECTOR SPDR	US81369Y8865	USD	45.92	8.31
SS ENERGY SELECT SECTOR	US81369Y5069	USD	61.96	39.48
INDUSTRIAL SELECT SECT SPDR	US81369Y7040	USD	156.61	1.24
HEALTH CARE SELECT SECTOR	US81369Y2090	USD	143.82	-6.71
CONSUMER STAPLES SPDR	US81369Y3080	USD	81.88	6.00
CONSUMER DISCRETIONARY SELT	US81369Y4070	USD	105.66	-11.34
MATERIALS SELECT SECTOR SPDR	US81369Y1001	USD	49.09	8.72
REAL ESTATE SELECT SECT SPDR	US81369Y8600	USD	40.21	0.32

SHARIAH COMPLIANT				
NAME	ISIN	CUR	PRICE	YTD (%)
SP FUNDS S&P 500 SHARIA INDUSTRY	US8863648015	USD	46.65	-8.51
ISHARES MSCI USA ISLAMIC ETF USD	IE00B296QM64	USD	6263.00	-1.01
SP FUNDS S&P GLOBAL REIT SHARIA ETF	US8863647694	USD	19.26	-0.65
SP FUNDS DOW JONES GLOBAL SUKUK	US8863647025	USD	17.86	-1.32
SP FUNDS S&P SHARIA INDU EXC	US8863648015	USD	46.65	-8.51
SP/F S&P GLOBAL REIT SHARIA	US8863647694	USD	19.26	-0.65
ISHARES USD SUKUK UCITS ETF	IE000929U2U9	USD	5.01	6.10
HSBC ICAV GLOBAL SUKUK ETF	IE000E8WZD37	USD	11.37	-1.08

ESG				
Name	ISIN	CUR	PRICE	YTD (%)
AMUNDI GLO ECO ESG-A CHF C	LU1883318666	CHF	454.91	-4.07
AMUNDI GLOBAL ECOLOGY ESG	LU1883318740	EUR	496.19	-2.78
ODDO BHF GRN PLANET - CIW USD	LU2189930527	USD	1314.24	11.60
AMUNDI STOXX EU 600 ESG CLASS C	LU1681040223	EUR	144.16	-2.77
FT ESG-FOCUSED BALANCED FUND	LU2319533886	EUR	10.93	-3.03
LYXOR MSCI WATER ESG ETF	FR0014002CH1	EUR	7.75	-0.62
AMUNDI MSCI EMERGING ESG	LU2109787551	EUR	62.41	-1.62
PIMCO GIS EM. MTS BOND ESG FUND	IE00B61N1B75	USD	18.96	-2.42
PIMCO ESG INCOME FUND	IE00BMW4NH15	USD	11.22	-1.67
GLOBAL INV. GRADE CREDIT ESG FUND	IE00BFZ89B79	EUR	10.71	-2.20
LYXOR GREEN BOND (DR) UCITS ETF	LU1563454310	EUR	55.56	-3.43
LYXOR MSCI NEW ENERGY ESG ETF	FR0014002CG3	USD	21.50	11.56

DISCLAIMER: This report has been issued by members of the Securities Execution Desk of Bank One Limited. This document has been prepared in good faith on the basis of information available at the date of publication without any independent verification. This communication is provided for information and discussion purposes only. Unless otherwise indicated, it does not constitute an offer or recommendation to purchase or sell any financial instruments or other products. Bank One does not guarantee or warrant the accuracy, reliability, completeness of the information in this publication. Our reference is Bloomberg for the graph and comments.

TALK TO US



Head of Consumer Banking, Private Banking & Wealth Management:
Guillaume Passebecq

Head of Domestic Private Banking and Wealth - Private Banking & Wealth Management:
Ketty Bhagawn

Head of Securities Services / Deputy Head of Private Banking:
Khalid Mahamodally



HNWI Desk: (+230) 5252 5651
Securities Services: (+230) 5988 0926



Private Banking: private-banking@bankone.mu
HNWI Desk: pb.sales@bankone.mu
Securities Services Desk: custody@bankone.mu



<https://bankone.mu/private/en/>

BANK ONE

PRIVATE BANKING . WEALTH MANAGEMENT SECURITIES SERVICES

COUNTRY ETFs

31 March 2026

AMERICAS			PERF (%)	
NAME	ISIN	PRICE	YTD	5D
ISHARES MSCI PERU ETF	US4642898427	76.15	5.25	-1.04
SPDR S&P 500 ETF TRUST	US78462F1030	631.97	-7.32	-3.57
GLOBAL X MSCI ARGENTINA ETF	US37950E2596	89.09	-2.54	2.10
ISHARES MSCI CANADA ETF	US4642865095	53.42	-0.95	-1.48
ISHARES MSCI CHILE ETF	US4642866408	38.28	-5.25	-1.47
ISHARES MSCI MEXICO ETF	US4642868222	72.76	4.95	2.33
ISHARES MSCI BRAZIL ETF	US4642864007	36.77	15.74	-0.22

AFRICA/MID-EAST			PERF (%)	
NAME	ISIN	PRICE	YTD	5D
ISHARES MSCI TURKEY ETF	US4642867158	37.35	8.51	-4.18
ISHARES MSCI ISRAEL ETF	US4642866325	110.23	0.18	-8.53
ISHARES MSCI SOUTH AFRICA ETF	US4642867802	64.22	-6.66	-0.09
ISHRS MSCI SAUDI ARABIA ETF	US46434V4234	38.79	6.54	2.46
ISHARES MSCI QATAR ETF	US46434V7799	18.20	-3.31	-2.59
ISHARES MSCI UAE ETF	US46434V7617	17.84	-6.69	-4.09

EUROPE			PERF (%)	
NAME	ISIN	PRICE	YTD	5D
GLOBAL X MSCI GREECE ETF	US37954Y3190	60.74	-7.84	-5.51
ISHARES MSCI ITALY ETF	US46434G8309	51.31	-5.56	-1.55
ISHARES MSCI UNITED KINGDOM	US46435G3341	44.44	1.05	-0.27
ISHARES MSCI GERMANY ETF	US4642868065	38.37	-9.72	-2.42
ISHARES MSCI SPAIN ETF	US4642867646	52.22	-3.13	-1.64
ISHARES MSCI SWITZERLAND ETF	US4642867497	57.52	-4.07	0.16
ISHARES MSCI FRANCE ETF	US4642867075	41.97	-6.71	-2.03

BEST PERFORMERS - COUNTRY				
NAME	ISIN	GEO	PRICE	YTD
ISHARES MSCI SOUTH KOREA ETF	US4642867729	South Korea	116.43	19.76
ISHARES MSCI TAIWAN ETF	US46434G7723	Taiwan	68.96	8.55
ISHARES MSCI TURKEY ETF	US4642867158	Turkey	37.35	8.51
ISHRS MSCI SAUDI ARABIA ETF	US46434V4234	Saudi Arabia	38.79	6.54
ISHARES MSCI HONG KONG ETF	US46434V4234	Saudi Arabia	22.38	5.32

ASIA/PACIFIC			PERF (%)	
NAME	ISIN	PRICE	YTD	5D
ISHARES MSCI TAIWAN ETF	US46434G7723	68.96	8.55	-4.43
INVESCO INDIA ETF	US46137R1095	19.84	-18.39	0.99
ISHARES MSCI JAPAN ETF	US46434G8226	81.52	0.97	-2.43
ISHARES MSCI AUSTRALIA ETF	US4642861037	27.14	3.63	-3.38
ISHARES MSCI SOUTH KOREA ETF	US4642867729	116.43	19.76	-12.99
SPDR S&P CHINA ETF	US78463X4007	91.19	-5.81	-0.74
ISHARES MSCI HONG KONG ETF	US4642868719	22.38	5.32	0.00

WORST PERFORMERS - COUNTRY				
NAME	ISIN	GEO	PRICE	YTD
ISHARES MSCI GERMANY ETF	US4642868065	Germany	38.37	-9.72
GLOBAL X MSCI GREECE ETF	US37954Y3190	Greece	60.74	-7.84
SS SPDR S&P 500 ETF TRUST-US	US78462F1030	U.S.	631.97	-7.32
ISHARES MSCI FRANCE ETF	US78462F1030	U.S.	41.97	-6.71
ISHARES MSCI UAE ETF	US46434V7617	U.A.E.	17.84	-6.69

The ETFs track the MSCI Index of a specific country

[CLICK ON THE NAME OF THE FUND TO ACCESS ITS FACTSHEET](#)



DISCLAIMER: This report has been issued by members of the Securities Execution Desk of Bank One Limited. This document has been prepared in good faith on the basis of information available at the date of publication without any independent verification. This communication is provided for information and discussion purposes only. Unless otherwise indicated, it does not constitute an offer or recommendation to purchase or sell any financial instruments or other products. Bank One does not guarantee or warrant the accuracy, reliability, completeness of the information in this publication. Our reference is Bloomberg for the graph and comments.

TALK TO US



Head of Consumer Banking, Private Banking & Wealth Management:
Guillaume Passebecq

Head of Domestic Private Banking and Wealth - Private Banking & Wealth Management:
Ketty Bhagawn

Head of Securities Services / Deputy Head of Private Banking:
Khalid Mahamodally



HNWI Desk: (+230) 5252 5651
Securities Services: (+230) 5988 0926



Private Banking: private-banking@bankone.mu
HNWI Desk: pb.sales@bankone.mu
Securities Services Desk: custody@bankone.mu



<https://bankone.mu/private/en/>

BANK ONE

PRIVATE BANKING · WEALTH MANAGEMENT
SECURITIES SERVICES

MARKET PERFORMERS

31 March 2026

EQUITIES LEADERS - WEEKLY PERFORMANCE

NAME	ISIN	CURR	PRICE	CHANGE (%)
NASDAQ 100				
ALPHABET INC-CL A	US02079K3059	USD	273.50	-12.62
BROADCOM INC	US11135F1012	USD	293.41	-15.22
META PLATFORMS INC-CLASS A	US30303M1027	USD	536.38	-18.74
TESLA INC	US88160R1014	USD	355.28	-21.00
VANGUARD S&P 500 ETF	US9229083632	USD	580.93	-7.37

S&P 500

NVIDIA CORP	US67066G1040	USD	165.17	-11.44
APPLE INC	US0378331005	USD	246.63	-9.28
MICROSOFT CORP	US5949181045	USD	358.96	-25.78
AMAZON.COM INC	US0231351067	USD	200.95	-12.94
US0846707026	BERKSHIRE HATHAWAY INC-CL B	USD	474.66	-5.57

EURO STOXX 600

ASML HOLDING NV	DE0007164600	CHF	166.25	17.46
SAP SE	CH0038863350	CHF	95.70	-31.78
NESTLE SA-REG	DK0062498333	DKK	35.25	-3.95
NOVO NORDISK A/S-B	FR0000121014	EUR	528.34	-30.95
LVMH MOET HENNESSY LOUIS VUI	FR0000121014	EUR	528.34	-29.93

HANG SENG

HANSOH PHARMACEUTICAL GROUP	KYG549581067	HKD	35.48	11.08
NONGFU SPRING CO LTD-H	CNE100004272	HKD	46.92	10.56
CSPC PHARMACEUTICAL GROUP LT	HK1093012172	HKD	9.10	9.24
WH GROUP LTD	KYG960071028	HKD	10.26	9.03
CHINA MENGNIU DAIRY CO	KYG210961051	HKD	17.20	8.93

EQUITIES LAGGARDS - WEEKLY PERFORMANCE

NAME	ISIN	CURR	PRICE	CHANGE (%)
NASDAQ 100				
SMN US Equity	US74347G2268	USD	11.02	-16.05
SZK US Equity	US74347G6301	USD	11.4651	-10.78
MZZ US Equity	US74347G5808	USD	7.95	0.38
EFU US Equity	US74349Y7388	USD	9.3495	3.46
RXD US Equity	US74347G5642	USD	10.5187	15.97

S&P 500

FISERV INC	US3377381088	USD	54.53	-18.82
TRADE DESK INC/THE -CLASS A	US88339J1051	USD	22.01	-42.02
DECKERS OUTDOOR CORP	US2435371073	USD	94.97	-8.39
GARTNER INC	US3666511072	USD	159.14	-36.92
LULULEMON ATHLETICA INC	US5500211090	USD	145.83	-29.83

EURO STOXX 600

ABIVAX SA	FR0012333284	EUR	89.50	-2.69
GENMAB A/S	DK0010272202	DKK	1698.00	-14.90
SECTRA AB-B SHS	SE0022419784	SEK	224.20	-12.40
ZEALAND PHARMA A/S	DK0060257814	DKK	291.30	-37.56
LAGERCRANTZ GROUP AB-B SHS	SE0014990966	SEK	197.40	-7.24

HANG SENG

POP MART INTERNATIONAL GROUP	KYG7170M1033	HKD	143.60	-33.89
KUAISHOU TECHNOLOGY	KYG532631028	HKD	45.12	-14.55
HAIER SMART HOME CO LTD-H	CNE1000048K8	HKD	20.72	-13.31
SHENZHOU INTERNATIONAL GROUP	KYG8087W1015	HKD	46.78	-11.32
BYD ELECTRONIC INTL CO LTD	HK0285041858	HKD	27.60	-10.91

DISCLAIMER: This report has been issued by members of the Securities Execution Desk of Bank One Limited. This document has been prepared in good faith on the basis of information available at the date of publication without any independent verification. This communication is provided for information and discussion purposes only. Unless otherwise indicated, it does not constitute an offer or recommendation to purchase or sell any financial instruments or other products. Bank One does not guarantee or warrant the accuracy, reliability, completeness of the information in this publication. Our reference is Bloomberg for the graph and comments.

TALK TO US



Head of Consumer Banking, Private Banking & Wealth Management:
Guillaume Passebecq

Head of Domestic Private Banking and Wealth - Private Banking & Wealth Management:
Ketty Bhagawn

Head of Securities Services / Deputy Head of Private Banking:
Khalid Mahamodally



HNWI Desk: (+230) 5252 5651
Securities Services: (+230) 5988 0926



Private Banking: private-banking@bankone.mu
HNWI Desk: pb.sales@bankone.mu
Securities Services Desk: custody@bankone.mu



<https://bankone.mu/private/en/>

BANK ONE

PRIVATE BANKING · WEALTH MANAGEMENT
SECURITIES SERVICES

ETFs FLOWS

31 March 2026

ETFs - MONTHLY FLOWS

INFLOWS

HYG US Equity	ISHR IBX USD HIYLD CB ETF-UI	906,580,002	
SMH US Equity	VANECK SEMICONDUCTOR ETF	583,652,531	
IEFA US Equity	ISHARES CORE MSCI EAFE ETF	535,280,029	
XLU US Equity	ST SR UTL SL SE SPDR ETF-USD	515,175,771	
LQD US Equity	ISHR IBX USD INVGD CB ETF-UI	482,292,006	
XLP US Equity	SS CONSUMER STAPLES SEL SECT	474,724,177	
VEA US Equity	VANGUARD FTSE DEVELOPED ETF	360,079,355	
IVE US Equity	ISHARES S&P 500 VALUE ETF	330,826,995	
TLT US Equity	ISHARES 20+ YEAR TREASURY BD	292,994,994	
XLV US Equity	SS HEALTH CARE SELECT SECTOR	280,150,942	
SHV US Equity	ISHARES 0-1 YEAR TREASURY BO	242,699,998	
IEF US Equity	ISHARES 7-10 YEAR TREASURY B	242,593,999	
JNK US Equity	SS SPDR BB HIGH YIELD BOND	232,580,753	
GLD US Equity	SPDR GOLD SHARES	226,743,475	
FLOT US Equity	ISHARES FLOATING RATE BOND E	219,061,996	
VVO US Equity	VANGUARD FTSE EMERGING MARKE	182,352,896	
USMC US Equity	PRINCIPAL US MEGA-CAP ETF	179,423,621	
XLK US Equity	SS TECHNOLOGY SELECT SECTOR	165,439,174	
SCHD US Equity	SCHWAB US DVD EQUITY ETF	164,721,719	
TFI US Equity	SS SPDR N ICE MUNI BOND ETF	123,828,846	
VXUS US Equity	VANGUARD TOTAL INTL STOCK	119,721,959	
IJR US Equity	ISHARES CORE S&P SMALL-CAP E	113,511,998	
ACWX US Equity	ISHARES MSCI ACWI EX US ETF	110,242,001	
XLY US Equity	SS CONSUMER DISC SELECT SECT	110,182,529	
XBI US Equity	SS SPDR S&P BIOTECH ETF	107,830,210	
HYLB US Equity	XTRACKERS USD HIGH YIELD COR	101,642,750	
XHB US Equity	SS SPDR S&P HOMEBLDRS ETF	94,861,340	
FTSM US Equity	FIRST TRUST ENH SHORT MAT FD	92,963,509	
SCZ US Equity	ISHARES MSCI EAFE SMALL-CAP	91,420,004	
PSC US Equity	PRINCIPAL US SMALL-CAP ETF	89,780,045	
SPYG US Equity	SS SPDR P S&P 500 GROWTH ETF	89,638,765	
VDE US Equity	VANGUARD ENERGY ETF	86,707,500	
AGG US Equity	ISHARES CORE U.S. AGGREGATE	84,592,001	
JPST US Equity	JPMORGAN ULTRA-SHORT INCOME	82,633,257	
SRLN US Equity	SS BLACKSTONE SR LOAN ETF	80,563,653	

OUTFLOWS

SPY US Equity	SS SPDR S&P 500 ETF TRUST-US	(1,274,329,483)	
QQQ US Equity	INVESCO QQQ TRUST SERIES 1	(852,250,191)	
XLI US Equity	SS INDUSTRIAL SELECT SECTOR	(607,074,165)	
DIA US Equity	SS SPDR DOW JONES INDUS AVG	(410,545,362)	
XOP US Equity	SS SPDR S&P OG EXP & PROD	(360,446,501)	
IWD US Equity	ISHARES RUSSELL 1000 VALUE E	(266,060,503)	
XLE US Equity	SS ENERGY SELECT SECTOR	(254,514,630)	
CIU US Equity	ISHARES INTERMEDIATE CREDIT	(191,400,506)	
IWO US Equity	ISHARES RUSSELL 2000 GROWTH	(190,887,997)	
XLB US Equity	SS MATERIALS SELECT SECTOR	(189,549,551)	
IVV US Equity	ISHARES CORE S&P 500 ETF	(172,273,492)	
IYR US Equity	ISHARES US REAL ESTATE ETF	(167,429,498)	
IVW US Equity	ISHARES S&P 500 GROWTH ETF	(162,062,996)	
EMB US Equity	ISHARES JP MORGAN USD EMERGI	(154,231,001)	
MUB US Equity	ISHARES NATIONAL MUNI BOND E	(151,148,997)	
GDX US Equity	VANECK GOLD MINERS ETF	(142,395,566)	
KRE US Equity	SS SPDR S&P REGIONAL BANK	(128,529,193)	
TIP US Equity	ISHARES TIPS BOND ETF	(123,894,999)	
VGK US Equity	VANGUARD FTSE EUROPE ETF	(119,190,266)	
BND US Equity	VANGUARD TOTAL BOND MARKET	(118,470,005)	
SJNK US Equity	SS SPDR BB ST HI YIELD ETF	(114,698,934)	
DBO US Equity	INVESCO DB OIL FUND	(112,858,560)	
IEI US Equity	ISHARES 3-7 YEAR TREASURY BO	(95,343,999)	
TBT US Equity	PROSHARES ULTRASHORT 20+Y TR	(93,109,997)	
MBB US Equity	ISHARES MBS ETF	(93,024,998)	
EWJ US Equity	ISHARES MSCI JAPAN ETF	(91,425,001)	
TQQQ US Equity	PROSHARES ULTRAPRO QQQ	(88,055,997)	
EWV US Equity	ISHARES MSCI MEXICO ETF	(87,027,999)	
SVXY US Equity	PROSHARES SHORT VIX ST FUTUR	(83,842,933)	
DBEF US Equity	XTRACKERS MSCI EAFE HEDGED E	(82,767,851)	
BKLN US Equity	INVESCO SENIOR LOAN ETF	(80,912,166)	
DVY US Equity	ISHARES SELECT DIVIDEND ETF	(72,152,000)	
IWB US Equity	ISHARES RUSSELL 1000 ETF	(66,069,003)	
HEDJ US Equity	WISDOMTREE EUROPE HEDGED EQU	(55,410,315)	
INDA US Equity	ISHARES MSCI INDIA ETF	(53,677,500)	

DISCLAIMER: This report has been issued by members of the Securities Execution Desk of Bank One Limited. This document has been prepared in good faith on the basis of information available at the date of publication without any independent verification. This communication is provided for information and discussion purposes only. Unless otherwise indicated, it does not constitute an offer or recommendation to purchase or sell any financial instruments or other products. Bank One does not guarantee or warrant the accuracy, reliability, completeness of the information in this publication. Our reference is Bloomberg for the graph and comments.

TALK TO US



Head of Consumer Banking, Private Banking & Wealth Management:
Guillaume Passebecq



Head of Domestic Private Banking and Wealth - Private Banking & Wealth Management:
Ketty Bhagawan



Head of Securities Services / Deputy Head of Private Banking:
Khalid Mahamodally



HNWI Desk: (+230) 5252 5651
Securities Services: (+230) 5988 0926



Private Banking: private-banking@bankone.mu
HNWI Desk: pb.sales@bankone.mu
Securities Services Desk: custody@bankone.mu



<https://bankone.mu/private/en/>

BANK ONE

PRIVATE BANKING · WEALTH MANAGEMENT
SECURITIES SERVICES











WEALTH MANAGEMENT SOLUTIONS

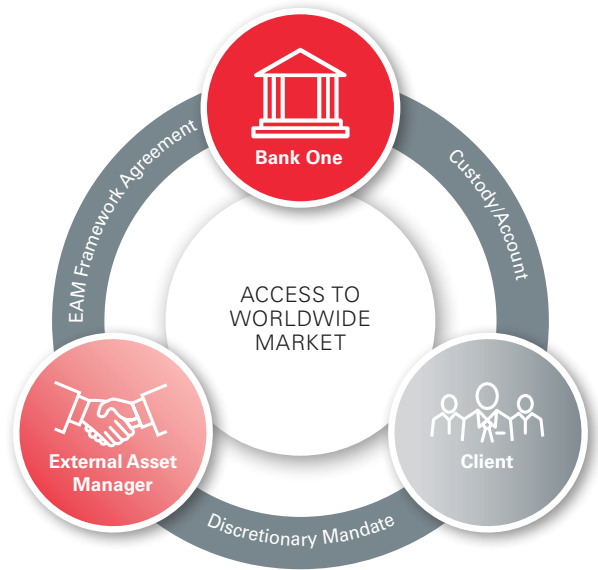
Bank One is one of the first banks in Mauritius to operate in an Open Architecture platform. We have established a strategic network of Asset Managers to offer our clients access to global markets and to a wide array of bespoke services with the highest level of professionalism.

Bank One, which is a joint venture between **CIEL Finance Limited** in Mauritius and Kenya-based **I&M Group PLC**, was awarded the title of the **Best Private Bank 2025** by **Global Finance Magazine** and **Best Custodian Bank Indian Ocean 2024** by **Capital Finance International**. Offering its Private Banking clients open architecture investment solutions, it collaborates with local and international fund managers that are reputed for their professionalism, in order to provide clients with innovative and independent asset management.

Handpicked for their unique expertise and highest standards of professional conduct, our Asset Management partners provide a wide array of services and strive to place the client's needs at the forefront. Whether you are an External Asset Manager, a Family Office, an Independent Advisor, a High-Net-Worth Client or a Pension Fund, our dedicated External Wealth Managers & Financial Intermediaries Desk is designed to seamlessly cater to all your banking and investment needs.

WHY BANK ONE

 A complete suite of flexible and innovative solutions	 Strong shareholders and affiliate network	 Open Architecture	 World-class personalized service	 A wide array of products for both local and international clients
 Tailor-made solutions and fast delivery	 A track record of robust financial performance	 Experienced and well-trained staff	 Proximity with our clients	 Mauritian bank with real insights into continental Africa



Reliable Custody Platform and 24/7 access

RATINGS

Depository Bank:
Euroclear AA+ and AA
from Fitch Ratings and Standard & Poor's respectively

TALK TO US



Head of Consumer Banking, Private Banking & Wealth Management:
Guillaume Passebecq

Head of Domestic Private Banking and Wealth - Private Banking & Wealth Management:
Ketty Bhagawn

Head of Securities Services / Deputy Head of Private Banking:
Khalid Mahamodally



HNWI Desk: (+230) 5252 5651

Securities Services: (+230) 5988 0926



Private Banking: private-banking@bankone.mu

HNWI Desk: pb.sales@bankone.mu

Securities Services Desk: custody@bankone.mu



<https://bankone.mu/private/en/>

BANK ONE

PRIVATE BANKING · WEALTH MANAGEMENT
SECURITIES SERVICES

OUR WEALTH MANAGEMENT PARTNERS

OPEN ARCHITECTURE: You can delegate the management of your portfolio to our selected asset managers.



Gavekal Wealth is a Mauritius-based, wholly owned subsidiary of Gavekal Capital Ltd., a Hong Kong-based company founded in 2002. Gavekal Wealth provides a comprehensive, conflict-free wealth management solution to high net-worth individuals, trustees, businesses, and foundations, with investment and financial planning all under one roof.



MSFL is a Mauritius incorporated financial boutique, holding an investment dealer(broker) licence and a Distribution of Financial products licence issued by the FSC. Being a Mauritian asset manager with Swiss roots, we have access to research and analysis conducted in Geneva and we are daily connected to the investment team for ongoing monitoring. The services provided are Personalized Portfolio Management Services, Advisory services, Wealth Management Services and Brokerage Services. MSFL also hold the capabilities to issue and manage structure products and alternative investments like private equity funds, Active Management Certificate (AMC), Private debt structure and others.



Necker Finance is a private Wealth Management company, based in Mauritius and organized according to European standards. It benefits from very high quality relationships with the main Mauritian, European and Asian private banks, and has at heart the security of clients' assets.



I & M Capital Limited a subsidiary of I&M Group PLC, offers specialized wealth management services for premium clients. Their offerings include portfolio optimization, government securities (bonds and treasury bills), and the I&M Capital Wealth Fund, which provides secure, income-generating short-term savings. The Bond Trading Facility allows experienced investors to leverage capital in primary and secondary markets, while access to offshore sovereign bonds that offers attractive returns for investors seeking optimal growth.

Disclaimer: I&M Capital Limited is based in Kenya and offers exclusively wealth management services.



PLEION Investment Adviser Ltd, founded 1980, is an independent and diversified financial group with operations including Wealth Management, Corporate Finance, Company Structuring, and Concierge Services. The firm operates across five jurisdictions namely Switzerland, Luxembourg, Mauritius, Monaco and Hong Kong. PLEION Investment Adviser Ltd currently manages USD 1.5Bln assets for pension funds, high net worth individuals, family offices and foundations. The company has been present in Mauritius for fourteen years and is licensed by the FSC as an Investment Adviser (Unrestricted).



Founded by experienced bankers and wealth managers, **Strategia** is one of the largest independent players in wealth and asset management in Mauritius, serving High-Net-Worth individuals, family offices, corporates, and pension funds. Strategia benefits from an exclusive partnership with Syz Private Bank, Geneva, allowing Strategia to enhance its wealth management services and asset management capabilities, such as personalizing investment strategies and getting access to exclusive investment opportunities. Strategia is licensed by the Financial Services Commission (FSC) as a CIS Manager, Investment Advisor (unrestricted) and Distributor of Financial Products.



Fisconsult Fund Management Ltd (FFM) holds a Global Business Company Licence, an Investment Adviser (Unrestricted) Licence and a CIS Manager Licence, all of which are issued by the Financial Services Commission (FSC) in Mauritius. The firm acts as a fund manager and also offers tailor-made investment and portfolio management solutions to its customers. The company's investment expertise relates mainly to stock selection in well-established equity markets in Europe and North America. FFM further acts as fund manager to its Group's in-house funds, namely FFM American Growth Fund, FFM European Selection Fund and ACB Capital.



Ananta AM is an asset management company established in Mauritius since 2013. Initially looking after clients based in Europe, the group's activities have diversified into the Indian Ocean through conviction-based management for investors. From international taxation to portfolio construction, our expertise consists of combining all aspects of wealth management through a holistic approach and offering a spectrum of local and international investments.

BANK ONE

SECURITIES SERVICES

ASSET MANAGEMENT AND CUSTODY SOLUTIONS



ABOUT US

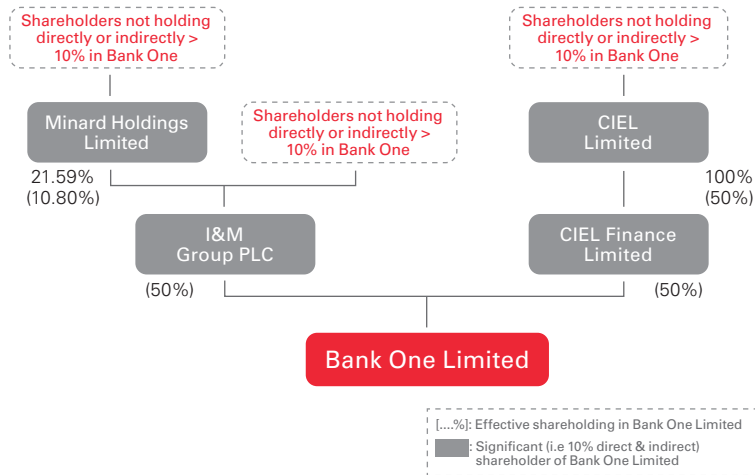
Headquartered in Port-Louis, Mauritius, Bank One is a universal bank serving four main segments: Corporate Banking, International Banking, Personal Financial Services, Private Banking, Wealth Management and Securities Services. Backed by an efficient operations team, the Bank also offers competitive Treasury Services.

Besides being a high-street bank, Bank One is licensed by the Financial Services Commission (FSC) and regulated by the Bank of Mauritius (BoM) to act as an Insurance Agent, distributor of financial products, Investment Advisory and Custodian.

Undeniably, Bank One is one of the few banks in Mauritius to have a tangible presence in Africa and is strategically positioned to benefit from the local market insight and the vast market potential of the continent.

For more information: www.bankone.mu

OUR SHAREHOLDERS



CIEL Finance Limited:

CIEL Finance Limited is a wholly owned subsidiary of CIEL Limited. As one of the most significant participators in the Investment sector in Mauritius, CIEL Finance Limited is specialized in the Banking & Financial Services cluster divided into 2 sectors:

- Banking Sector (Bank One & BNI Madagascar)
- Fiduciary Services and Companies/ Fund Administration (MITCO)

Website: www.cielgroup.com

I&M Group PLC:

I&M Group PLC, formerly known as City Trust Limited was incorporated on 16th August, 1950 and was one of the oldest companies to list on the Nairobi Securities Exchange (NSE). I&M Group PLC operates in five countries - Kenya, Tanzania, Rwanda, Uganda and Mauritius through its subsidiaries, affiliates and joint venture investments in each of these countries.

Website: www.imbank.com

HOW DO WE OPERATE?

Bank One provides access to World Markets through our Open-architecture strategy.

We respond to today's challenges with bespoke securities services designed to cover all the activities of the banking chain.

Through our Securities Solutions and use of reputable global sub-custodians, Euroclear and Fund-settle, we provide access to markets around the world.

As your custodian bank, we are responsible for the safety of your securities and assets, which are recorded off-balance sheet.

OUR CLIENTS:

- Private Investors
- Asset Managers
- Financial Intermediaries
- Banks, Brokers
- Investment Funds
- Pension Funds

Access to more than 60 markets:

European, Asian, Americas, Middle East, African



BANK ONE

SECURITIES SERVICES

OUR SERVICES:

Securities Services	
On-boarding of External Asset Managers and Financial Intermediaries	Acts as Global Custodian for Individuals, Corporates and Financial Institutions
Lombard Lending	Access to worldwide Mutual Funds, Hedge Funds
Tailor-made Tariff Proposals	Access to all major markets: Equities, bonds, structured products, ETF, trackers, USD & MUR T-Bills & Sovereign Bonds, Eurobonds
Credit Cards in EUR, USD and MUR	Securities deposit to Euroclear and Fundsettle
Internet & Mobile Banking application - Online Portfolio	Safe Custody of Assets: Securities are kept Off-Balance Sheet
Trade Execution: Access to our International Trading Desk / Equities/ ETF / Bonds / Funds / FX	Trade Settlement, Corporate Action Management & Income Collection
Secured File Transfer Protocol Functionality - SFTP, SWIFT Statement, E-Statement	Weekly Newsletter
Performance Report	White labelling
Multi Currencies Fixed Deposit, FX, Repo, Cross Currency Swaps, Dual Currency One Yield Optimizer	Bank One Representative in Nairobi

WHY CHOOSE US?

- Mauritius is known as a highly regulated jurisdiction with social and political stability
- One-stop shop for trade execution and settlement
- Experienced resources with product know-how
- Fluent in English and French
- Client-centric
- Innovative & Reliable custody online application
- Total Open Architecture model, free from in-house products
- Discretionary Portfolio Management provided by our selected external asset managers

AWARDS



RATINGS

Depository Bank:
Euroclear AA+ and AA
from Fitch Ratings and
Standard & Poor's respectively



Scan with your smartphone to discover our offerings



Reliable Custody Platform and 24/7 access

TALK TO US



Head of Consumer Banking, Private Banking & Wealth Management:
Guillaume Passebecq

Head of Domestic Private Banking and Wealth - Private Banking & Wealth Management:
Ketty Bhagawn

Head of Securities Services / Deputy Head of Private Banking:
Khalid Mahamodally



HNWI Desk: (+230) 5252 5651

Securities Services: (+230) 5988 0926



Private Banking: private-banking@bankone.mu

HNWI Desk: pb.sales@bankone.mu

Securities Services Desk: custody@bankone.mu



<https://bankone.mu/private/en/>

BANK ONE

PRIVATE BANKING · WEALTH MANAGEMENT
SECURITIES SERVICES

ACCESSIBILITY

Bank One offers global custody services. These include major markets across Europe, Asia, US, Middle East and African Markets.



CONTINENT	COUNTRIES
North America	United States / Canada
South America	Brazil / Argentina / Chile / Panama / Peru / Mexico
Middle East	Israel / Egypt / Cyprus / UAE
Europe	Austria / Belgium / Czech Republic / Denmark / Estonia / Finland / France / Greece / Ireland / Germany / Hungary / Italy / Latvia / Luxembourg / Lithuania / Netherlands / Norway / Poland / Portugal / Romania / Spain / Sweden / Slovenia / Slovak Republic / Switzerland / United Kingdom
Asia Pacific	Australia / Hong Kong / Japan / Malaysia / New Zeland / The Philippines / Singapore / South Korea / Taiwan / Thailand
Africa	Kenya / South Africa / Benin / Burkina Faso / Guinée-Bissau / Ivory Coast / Mali / Niger / Mauritius / Senegal / Togo / Botswana / Ghana / Tanzania / Morocco / Nigeria

Bank one works with mainly Euroclear, one of the world's largest providers of post-trade processing for bond, equity, ETF and mutual fund transactions.

Updated List at 01.01.2022

TALK TO US



Head of Consumer Banking, Private Banking & Wealth Management:
Guillaume Passebecq

Head of Domestic Private Banking and Wealth - Private Banking & Wealth Management:
Ketty Bhagawn

Head of Securities Services / Deputy Head of Private Banking:
Khalid Mahamodally



Private Banking: private-banking@bankone.mu

HNWI Desk: pb.sales@bankone.mu

Securities Services Desk: custody@bankone.mu



HNWI Desk: (+230) 5252 5651

Securities Services: (+230) 5988 0926



<https://bankone.mu/private/en/>

BANK ONE

PRIVATE BANKING . WEALTH MANAGEMENT
SECURITIES SERVICES

WHAT IS A LOMBARD LOAN?

A Lombard Loan is a flexible financing solution by securing additional liquidity through the pledging of your investment portfolio as collateral up to a fixed percentage of the market value (Loan-To-Value (LTV) Ratio*). The Lombard Loan offered by Bank One Private Banking and Wealth Management is designed to meet your unforeseen or short-term cash requirements and allows you to take advantage of an investment opportunity without disinvesting in your assets.

LIMITATIONS AND RISKS

- Due to unpredictable financial markets, the value of the securities may drop below a specific limit (margin call) and hence additional collateral will be required or sell of some of the securities to pay back/ reduce part of the facility.
- You should have readily available financial resources to meet any top-up calls, interest payments, ensure loan repayment and have the ability to bear unrealized losses and increase your cash ratio.
- In case of default, the assets shall be liquidated to settle any outstanding exposure held with the Bank.

INDICATIVE RATES

Loan in EUR	3 months EURIBOR (0% if negative) + 2% p.a.
Loan in USD	3 months LIBOR (0% if negative) + 3% p.a.
Loan in MUR	Key Rate + 2% p.a.
Minimum loan amount	USD 100,000 or equivalent amounts in other currencies.
Processing Fees	Indicative of 1% on loan amount (Negotiable depending on loan amount)

* The LTV Ratio depends on the type, currency, quality, volatility, and tradability of the securities or collaterals, as well as on the diversification of your portfolio.

** Terms and conditions to apply on respective risk profile.

TALK TO US

At Bank One, we go the extra mile to help you in your investment decisions.
For more information on the Lombard Loan, please contact your dedicated Private Banker.



Head of Consumer Banking, Private Banking & Wealth Management:

Guillaume Passebecq

Head of Domestic Private Banking and Wealth - Private Banking & Wealth Management:

Ketty Bhagawn

Head of Securities Services / Deputy Head of Private Banking:

Khalid Mahamodally



Private Banking: private-banking@bankone.mu

HNWI Desk: pb.sales@bankone.mu

Securities Services Desk: custody@bankone.mu



HNWI Desk: (+230) 5252 5651

Securities Services: (+230) 5988 0926



<https://bankone.mu/private/en/>

The information provided herein constitutes marketing material. It is not investment advice or otherwise based on a consideration of the personal circumstances of the addressee nor is it the result of objective or independent research. The information provided herein is not legally binding and it does not constitute an offer or invitation to enter into any type of financial transaction. The information provided herein was produced by Bank One Limited (hereafter «Bank One») to the best of its knowledge and belief. The information and views expressed herein are those of Bank One at the time of writing and are subject to change at any time without notice. They are derived from sources believed to be reliable. Bank One provides no guarantee with regard to the content and completeness of the information and does not accept any liability for losses that might arise from making use of the information. If nothing is indicated to the contrary, all figures are unaudited. The information provided herein is for the exclusive use of the recipient. It may not be reproduced, neither in part nor in full, without the written permission of Bank One. All rights reserved.



REAL ESTATE MORTGAGE FINANCING

WE HAVE THE RIGHT SOLUTIONS FOR YOUR NEEDS!

**INVEST IN MAURITIUS AND
OBTAIN YOUR RESIDENCE PERMIT****



Our Private Banking Real Estate Financing Team is dedicated to facilitate the acquisition of residential property by non-citizens in Mauritius.

What We Offer?

- We leverage on our solid reputation and partnerships with major players in the Real Estate industry
- We offer step by step assistance to non-residents for Residence Permit application through the Economic Development Board Mauritius (EDB) (*property value above USD 375,000)
- Streamlined processing, with one of our Private Bankers as your unique point of contact from application to closing
- Strong ability and knowledge in structuring mortgages for Trusts, Sociétés, Partnerships, and locally-incorporated companies

Why Choose Us?

- Financing in major currencies such as USD, EUR and MUR
- Financing up to 90% of property value
- Up to 25 years repayment
- Competitive pricing
- Refinancing of existing Mortgages in Mauritius
- Credit facilities also available, against existing property or investment

**subject to the Economic Development Board Mauritius (EDB) approval

Get in touch



Relationship Manager

Ketty Bhagawn
(230) 5252 5651
ketty.bhagawn@bankone.mu

Senior Credit Analyst

Hanshy Tilhoo
(230) 5988 0937
tulseeanshy.tilhoo@bankone.mu

BANK ONE
PRIVATE BANKING