

# BANK ONE

PRIVATE BANKING · WEALTH MANAGEMENT  
SECURITIES SERVICES

## WEEKLY NEWSLETTER

19 September 2023

### OVERVIEW

Equity markets ended mostly flat as we await the next Fed meeting starting today. Recent economic data, including last week's release of the eagerly anticipated August consumer price index (CPI) data, appeared to reinforce expectations for a soft landing scenario in which inflation cools to the Fed's target without a deep recession.

Meanwhile, speculations around further interest-rate increases continued to weigh on bond prices and the yield of the 2Y US T-Note climbed back to the 5% level. The yield of the 10Y US T-Bond, on the other hand, rose to 4.33%, around its year-to-date high set in August whereas the 5Y US T-bond also shifted higher to 4.46%. Note that investment grade corporate bonds decent attracted interests from investors.

The biggest action however, was on the commodity side as the price of U.S. crude oil climbed around 14% over the past three weeks amid renewed oil supply concerns. It is currently trading at \$95 per barrel for the first time since November 2022. Gold bottomed out at the 1900 level and shifted higher in the last few days. The FX market was also very active ahead of a big data week as the EURUSD pair dropped to 1.0630 before recovering to 1.0700. All eyes are now on the FOMC meeting.

### Developed Markets

The S&P 500 index just slipped below the break-even point. Utilities (+2.19%) and Communication Services (+0.72%) were the top gainers while Consumer Discretionary (-1.13%) was the main laggard for the week. Note that Technology stocks lagged after Apple's new products received mixed reviews, which also seemed to dampen sentiment toward the technology sector over the course of the week.

European equity markets ended higher after the ECB raised interest rates but signaled that borrowing costs may have reached a peak. FTSE 100 (+1.80%) outperformed its peers, aided by the depreciation of the UK pound versus the U.S. dollar.

### Africa

African equity markets ended mostly in green as the SEMDEX progressed led by gains from bankers MCBG (+0.62%) and SBMH (+1.81%) and the JALSH Index managed to remain above the break-even point despite the negative performance from its top cap Naspers (-2.26%). In Kenya, the NSEASI Index and its top cap Safaricom ended flat while Kenyan Eurobonds were very volatile throughout the curve in the last few days.

### MARKET CURRENCY

| CURRENCY  | YEAR OPEN | PREV_5D | ACTUAL | WEEKLY | YTD    |
|-----------|-----------|---------|--------|--------|--------|
| EUR - USD | 1.067     | 1.075   | 1.069  | -0.58% | 0.23%  |
| GBP - USD | 1.205     | 1.249   | 1.240  | -0.72% | 2.93%  |
| USD - MUR | 43.999    | 45.129  | 45.556 | 0.95%  | 3.54%  |
| EUR - MUR | 46.439    | 48.534  | 48.708 | 0.36%  | 4.89%  |
| GBP - MUR | 52.678    | 56.377  | 56.487 | 0.19%  | 7.23%  |
| EUR - CHF | 0.986     | 0.959   | 0.959  | 0.04%  | -2.70% |
| USD - CHF | 0.926     | 0.891   | 0.897  | 0.63%  | -3.15% |

### EQUITIES MARKET

| INDICES    | YEAR OPEN | PREV_5D   | ACTUAL    | WEEKLY | YTD    |
|------------|-----------|-----------|-----------|--------|--------|
| S&P 500    | 3,824.14  | 4,461.90  | 4,453.53  | -0.19% | 16.46% |
| DOW JONES  | 33,136.37 | 34,645.99 | 34,565.45 | -0.23% | 4.31%  |
| NASDAQ 100 | 10,386.98 | 13,773.63 | 13,651.64 | -0.89% | 31.43% |
| SMI        | 10,978.64 | 10,987.13 | 11,047.59 | 0.55%  | 0.63%  |
| CAC 40     | 6,623.89  | 7,252.88  | 7,268.42  | 0.21%  | 9.73%  |
| FTSE 100   | 7,554.09  | 7,527.53  | 7,658.72  | 1.74%  | 1.39%  |
| DAX        | 14,181.67 | 15,715.53 | 15,665.11 | -0.32% | 10.46% |

### SECTOR PERFORMANCES YTD (%) - MSCI WORLD INDEX



**DISCLAIMER:** This report has been issued by members of the Financial Institutions & Intermediaries Desk of Bank One Limited. This document has been prepared in good faith on the basis of information available at the date of publication without any independent verification. This communication is provided for information and discussion purposes only. Unless otherwise indicated, it does not constitute an offer or recommendation to purchase or sell any financial instruments or other products. Bank One does not guarantee or warrant the accuracy, reliability, completeness of the information in this publication. Our reference is Bloomberg.

### TALK TO US



Head of Private Banking & Wealth Management: Mr Guillaume Passebecq  
High-Net-Worth Individuals: Mrs Ketty Bhagawn  
Financial Institutions & Intermediaries Desk: Mr Kush Beedassy  
Head of Securities Services: Mr Khalid Mahamodally



HNWI Desk: (+230) 5252 5651  
FI & Intermediaries Desk: (+230) 5941 8805



Private Banking: private-banking@bankone.mu  
HNWI Desk: pb.sales@bankone.mu  
FI & Intermediaries Desk: ewm@bankone.mu  
Securities Services Desk: custody@bankone.mu



<https://bankone.mu/private/en/>

# BANK ONE

PRIVATE BANKING · WEALTH MANAGEMENT  
SECURITIES SERVICES

## CHART OF THE WEEK

19 September 2023

### SOVEREIGN AND CORPORATE BONDS - USD



The post pandemic years have been very volatile for financial markets. Inflation remained persistent following disruption in supply chains and we subsequently saw an aggressive response from policy makers - the Federal Reserve implemented 11 rate hikes since March 2022 and saw the Federal Funds Target rate shift from 0.25% to 5.50%!

Consequently, global bond markets are rattled and we witnessed an inversion of the yield curve (short term maturities are yielding higher than longer ones). U.S. Treasury yields rose again last week after consumer price inflation surprised marginally to the upside. Shorter terms are yielding around 5.50% while the 5Y and 10Y U.T. T-bonds are yielding 4.43% and 4.31% respectively.

Investment grade corporate bonds are also attracting significant interests from investors throughout the curve. Corporate bonds usually yield higher and are currently beating similar-duration Treasuries by around 60-100bps. The graph above demonstrates random corporate and sovereign bonds in US Dollars for illustration purposes. Note that the next FOMC meeting is scheduled for this week and will drive bond markets accordingly.

Sovereign and corporate bonds can be traded through the Bank One Trading Desk for a minimum recommended ticket of USD50,000.

Reach out the team on [trading@bankone.mu](mailto:trading@bankone.mu) for more info.

**DISCLAIMER:** This report has been issued by members of the Financial Institutions & Intermediaries Desk of Bank One Limited. This document has been prepared in good faith on the basis of information available at the date of publication without any independent verification. This communication is provided for information and discussion purposes only. Unless otherwise indicated, it does not constitute an offer or recommendation to purchase or sell any financial instruments or other products. Bank One does not guarantee or warrant the accuracy, reliability, completeness of the information in this publication. Our reference is Investing.com for the graph and Bloomberg for the comments.

#### TALK TO US



Head of Private Banking & Wealth Management: Mr Guillaume Passebecq  
High-Net-Worth Individuals: Mrs Ketty Bhagawn  
Financial Institutions & Intermediaries Desk: Mr Kush Beedassy  
Head of Securities Services: Mr Khalid Mahamodally



Private Banking: [private-banking@bankone.mu](mailto:private-banking@bankone.mu)  
HNWI Desk: [pb.sales@bankone.mu](mailto:pb.sales@bankone.mu)  
FI & Intermediaries Desk: [ewm@bankone.mu](mailto:ewm@bankone.mu)  
Securities Services Desk: [custody@bankone.mu](mailto:custody@bankone.mu)



HNWI Desk: (+230) 5252 5651  
FI & Intermediaries Desk: (+230) 5941 8805



<https://bankone.mu/private/en/>

# BANK ONE












PRIVATE BANKING · WEALTH MANAGEMENT  
SECURITIES SERVICES

AFRICA

19 September 2023

YOUR GATEWAY TO AFRICA

## CURRENCY MATRIX

|     |  |  |  |  |  |  |  |  |  |  |  |
|-----|---|---|---|---|---|---|---|---|---|---|---|
|     | USD   | EUR   | HKD   | GBP   | CHF   | ZAR   | KES   | TZS   | UGX   | RWF   | MUR   |
| MUR | 45.555  | 48.705  | 5.8264  | 56.475  | 50.779  | 2.4041  | .30966  | 1.8218  | 1.2177  | .03798  |   |
| RWF | 1199.6  | 1282.5  | 153.43  | 1487.1  | 1337.2  | 63.307  | 8.1543  | 47.973  | 32.064  |   | 2633.1  |
| UGX | 3741.2  | 3999.9  | 478.49  | 4638.0  | 4170.3  | 197.44  | 25.431  | 149.62  |   | 3.1187  | 8212.1  |
| TZS | 2500.5  | 2673.4  | 319.81  | 3099.9  | 2787.3  | 131.96  | 16.998  |   | 66.838  | 2.0845  | 5489.1  |
| KES | 147.11  | 157.28  | 18.815  | 182.37  | 163.98  | 7.7636  |   | 5.8832  | 3.9322  | .12263  | 322.9   |
| ZAR | 18.949  | 20.259  | 2.4235  | 23.491  | 21.122  |   | .12881  | .75779  | .50649  | .01580  | 41.59   |
| CHF | .89711  | .95914  | .11474  | 1.1122  |   | .04734  | .00610  | .03588  | .02398  | .00075  | 1.969   |
| GBP | .80664  | .86241  | .10317  |   | .89915  | .04257  | .00548  | .03226  | .02156  | .00067  | 1.770   |
| HKD | 7.8187  | 8.3593  |   | 9.6929  | 8.7154  | .41262  | .05315  | .31268  | .20899  | .00652  | 17.16   |
| EUR | .93533  |   | .11963  | 1.1595  | 1.0426  | .04936  | .00636  | .03741  | .02500  | .00078  | 2.053   |
| USD |   | 1.0691  | .12790  | 1.2397  | 1.1147  | .05277  | .00680  | .03999  | .02673  | .00083  | 2.195   |
|     |   |   |   |   |   |   |   | x100  | x100  |   | x100  |

## AFRICAN SOVEREIGN BONDS

| Country      | Mauritius | Kenya | Tanzania | Rwanda | Uganda | Ghana | Egypt | SA    |       |
|--------------|-----------|-------|----------|--------|--------|-------|-------|-------|-------|
| Maturity     | Currency  | MUR   | KES      | TZS    | RWF    | UGX   | GHS   | EGP   | ZAR   |
|              |           |       |          |        |        |       |       |       |       |
| 184 Day bill |           | 3.08  | 13.05    | 6.73   | 10.65  | 10.15 | 44.72 | 24.95 | 7.91  |
| 364 Day bill |           | 3.33  | 15.37    | 6.93   | 10.75  | 10.96 | 49.01 | 25.08 | 8.71  |
| 5 year Bond  |           | 3.91  | 12.89    | N/A    | 12.25  | 14.24 | 49.59 | 22.99 | 9.10  |
| 10 Year Bond |           | 4.31  | 14.39    | N/A    | 13.00  | 16.09 | N/A   | 24.19 | 11.39 |

## AFRICA FUNDS

| NAME                            | FUND MANAGER             | ISIN         | CUR | PRICE | YTD (%) |
|---------------------------------|--------------------------|--------------|-----|-------|---------|
| Africa Equity Fund Class C PERF | Jp Morgan AM             | LU0935941186 | EUR | 69.97 | -0.51   |
| MCB Africa Bond Fund - A        | MCB IM                   | MU0411S00001 | USD | 10.61 | -10.77  |
| AXIOM Africa                    | Axys Investment Partners | MU0676S00009 | USD | 9.70  | -11.73  |

CLICK ON THE NAME OF THE FUNDS TO ACCESS ITS FACTSHEET



**DISCLAIMER:** This report has been issued by members of the Financial Institutions & Intermediaries Desk of Bank One Limited. This document has been prepared in good faith on the basis of information available at the date of publication without any independent verification. This communication is provided for information and discussion purposes only. Unless otherwise indicated, it does not constitute an offer or recommendation to purchase or sell any financial instruments or other products. Bank One does not guarantee or warrant the accuracy, reliability, completeness of the information in this publication. Our reference is Bloomberg.

### TALK TO US



Head of Private Banking & Wealth Management: Mr Guillaume Passebecq  
High-Net-Worth Individuals: Mrs Ketty Bhagawn  
Financial Institutions & Intermediaries Desk: Mr Kush Beedassy  
Head of Securities Services: Mr Khalid Mahamodally



Private Banking: [private-banking@bankone.mu](mailto:private-banking@bankone.mu)  
HNWI Desk: [pb.sales@bankone.mu](mailto:pb.sales@bankone.mu)  
FI & Intermediaries Desk: [ewm@bankone.mu](mailto:ewm@bankone.mu)  
Securities Services Desk: [custody@bankone.mu](mailto:custody@bankone.mu)



HNWI Desk: (+230) 5252 5651  
FI & Intermediaries Desk: (+230) 5941 8805



<https://bankone.mu/private/en/>

A Joint Venture of I&M Group PLC & CIEL Finance Limited

# BANK ONE

PRIVATE BANKING · WEALTH MANAGEMENT  
SECURITIES SERVICES

## EURO & GOVT BONDS - USD

19 September 2023

| KENYA                   |              |       |       |       |        |
|-------------------------|--------------|-------|-------|-------|--------|
| NAME                    | ISIN         | BID   | ASK   | YTM   | RATING |
| KENYA 6.875% 24.06.2024 | XS1028952403 | 94.14 | 95.07 | 14.60 | B+     |
| KENYA 7% 22.05.2027     | XS1843435840 | 86.77 | 87.73 | 14.60 | B+     |
| KENYA 7.25% 28.02.2028  | XS1781710543 | 82.71 | 83.69 | 12.27 | B+     |
| KENYA 8% 22.05.2032     | XS1843435766 | 80.89 | 81.88 | 11.44 | B+     |
| KENYA 6.3% 23.01.2034   | XS2354781614 | 70.12 | 71.10 | 11.16 | B+     |
| KENYA 8.25% 28.02.2048  | XS1781710626 | 72.18 | 73.23 | 11.64 | B+     |

| GHANA                     |              |       |       |       |   |
|---------------------------|--------------|-------|-------|-------|---|
| REP GHANA 6.375% 11.02.27 | XS2115122538 | 45.11 | 46.21 | 33.12 | B |
| REP GHANA 7.75% 07.04.29  | XS2325748106 | 44.96 | 46.05 | 27.23 | B |
| REP GHANA 7.625% 16.05.29 | XS1821416234 | 44.66 | 45.73 | 26.47 | B |

| GABON                  |              |        |        |       |     |
|------------------------|--------------|--------|--------|-------|-----|
| GABON 6.95% 12.12.2024 | XS1003557870 | 91.411 | 93.575 | 13.19 | NR  |
| GABON 6.95% 16.06.2025 | XS1245960684 | 90.031 | 91.241 | 13.14 | CCC |

| IVORY COAST               |              |        |        |      |     |
|---------------------------|--------------|--------|--------|------|-----|
| IVO COAST 6.375% 03.03.28 | XS1196517434 | 94.582 | 95.51  | 7.71 | BB- |
| IVO COAST 6.125% 15.06.33 | XS1631415400 | 86.201 | 87.143 | 8.13 | BB- |

| SOUTH AFRICA         |              |        |        |      |     |
|----------------------|--------------|--------|--------|------|-----|
| SA 5.785% 16.09.2025 | US836205AT15 | 95.785 | 96.516 | 6.53 | BB- |
| SA 4.30% 12.10.2028  | US836205AU87 | 87.75  | 88.305 | 7.16 | BB- |

| EGYPT                  |              |        |        |       |    |
|------------------------|--------------|--------|--------|-------|----|
| EGYPT 7.60% 01.03.2029 | XS1953057061 | 65.019 | 66.011 | 17.73 | B+ |

| SENEGAL                     |              |       |       |      |        |
|-----------------------------|--------------|-------|-------|------|--------|
| NAME                        | ISIN         | BID   | ASK   | YTM  | RATING |
| REP OF SEN 6.25% 30.07.2024 | XS1090161875 | 98.21 | 99.26 | 7.79 | Ba3    |
| REP OF SEN 6.25% 23.05.2033 | XS1619155564 | 82.86 | 83.73 | 8.85 | Ba3    |

| NIGERIA                     |              |       |       |       |   |
|-----------------------------|--------------|-------|-------|-------|---|
| REP OF NIG 6.5% 28.11.2027  | XS1717011982 | 85.57 | 86.53 | 10.72 | B |
| REP OF NIG 7.14% 23.02.2030 | XS1777972511 | 81.47 | 82.37 | 11.16 | B |

| NAMIBIA                   |              |       |       |      |    |
|---------------------------|--------------|-------|-------|------|----|
| REP OF NAM 5.25% 29.10.25 | XS1311099540 | 94.36 | 95.34 | 7.95 | BB |

| RWANDA                     |              |       |       |      |    |
|----------------------------|--------------|-------|-------|------|----|
| REP OF RWA 5.500% 09.08.31 | XS2373051320 | 77.46 | 79.27 | 9.45 | B+ |

| TUNISIA                    |              |       |       |       |    |
|----------------------------|--------------|-------|-------|-------|----|
| BNQ CEN TUN 5.75% 30.01.25 | XS1175223699 | 68.73 | 69.97 | 36.22 | B- |
| BNQ CEN TUN 8.25% 19.09.27 | US066716AB78 | 63.12 | 68.22 | 21.48 | WD |

| GOVERNMENT BONDS - U.S |              |      |        |       |           |
|------------------------|--------------|------|--------|-------|-----------|
| NAME                   | ISIN         | CURR | COUPON | YIELD | MTY_YEARS |
| U.S                    |              |      |        |       |           |
| T 0 1/4 06/15/24       | US91282CCG42 | USD  | 0.25   | 5.46  | 0.74      |
| T 0 3/4 04/30/26       | US91282CBW01 | USD  | 0.75   | 4.86  | 2.61      |
| T 1 1/4 06/30/28       | US91282CCH25 | USD  | 1.25   | 4.54  | 4.78      |
| T 0 5/8 08/15/30       | US91282CAE12 | USD  | 0.63   | 4.42  | 6.90      |
| T 1 5/8 05/15/31       | US91282CCB54 | USD  | 1.63   | 4.36  | 7.65      |
| T 2 1/4 05/15/41       | US912810SY55 | USD  | 2.25   | 4.62  | 17.65     |

\* Bid and Ask prices are indicative only

Eurobond is a bond that is issued in a currency other than the home currency of the country or market in which it is issued.

**DISCLAIMER:** This report has been issued by members of the Financial Institutions & Intermediaries Desk of Bank One Limited. This document has been prepared in good faith on the basis of information available at the date of publication without any independent verification. This communication is provided for information and discussion purposes only. Unless otherwise indicated, it does not constitute an offer or recommendation to purchase or sell any financial instruments or other products. Bank One does not guarantee or warrant the accuracy, reliability, completeness of the information in this publication. Our reference is Bloomberg.

### TALK TO US



Head of Private Banking & Wealth Management: Mr Guillaume Passebecq  
High-Net-Worth Individuals: Mrs Ketty Bhagawn  
Financial Institutions & Intermediaries Desk: Mr Kush Beedassy  
Head of Securities Services: Mr Khalid Mahamodally



Private Banking: private-banking@bankone.mu  
HNWI Desk: pb.sales@bankone.mu  
FI & Intermediaries Desk: ewm@bankone.mu  
Securities Services Desk: custody@bankone.mu



HNWI Desk: (+230) 5252 5651  
FI & Intermediaries Desk: (+230) 5941 8805



<https://bankone.mu/private/en/>

A Joint Venture of I&M Group PLC & CIEL Finance Limited

# BANK ONE

PRIVATE BANKING . WEALTH MANAGEMENT  
SECURITIES SERVICES

## INVESTMENT GRADE CORPORATE BONDS

| USD                      |              |        |            |             |                   |
|--------------------------|--------------|--------|------------|-------------|-------------------|
| SECURITY                 | ISIN         | COUPON | MATURITY   | CLEAN PRICE | YIELD TO MATURITY |
| BANK OF AMERICA CORP     | US06051GFB05 | 4.13   | 22/01/2024 | 99.45       | 5.86              |
| MORGAN STANLEY           | US6174468W28 | 0.53   | 25/01/2024 | 100.00      | 5.83              |
| EUROPEAN INVESTMENT BANK | US298785GJ95 | 3.25   | 29/01/2024 | 99.14       | 5.71              |
| GOLDMAN SACHS GROUP INC  | US38141GVM31 | 4.00   | 03/03/2024 | 99.31       | 5.66              |
| GOLDMAN SACHS GROUP INC  | US38141GZP26 | 3.00   | 15/03/2024 | 98.67       | 5.99              |
| BANK OF AMERICA CORP     | US06051GFF19 | 4.00   | 01/04/2024 | 99.16       | 5.69              |
| MORGAN STANLEY           | US61746BDQ68 | 3.88   | 29/04/2024 | 98.85       | 5.89              |
| GOLDMAN SACHS GROUP INC  | US38141EC238 | 3.85   | 08/07/2024 | 98.42       | 5.95              |
| BANK OF AMERICA CORP     | US06051GFH74 | 4.20   | 26/08/2024 | 98.36       | 6.11              |
| JPMORGAN CHASE & CO      | US46625HJY71 | 3.88   | 10/09/2024 | 98.07       | 5.98              |
| MORGAN STANLEY           | US61761JVL06 | 3.70   | 23/10/2024 | 97.88       | 5.77              |
| CITIGROUP INC            | US172967MT50 | 0.78   | 30/10/2024 | 99.47       | 6.10              |
| JPMORGAN CHASE & CO      | US46647PAY25 | 4.02   | 05/12/2024 | 99.53       | 6.67              |

| EUR                     |              |        |            |       |                   |
|-------------------------|--------------|--------|------------|-------|-------------------|
| SECURITY                | ISIN         | COUPON | MATURITY   | PRICE | YIELD TO MATURITY |
| BNP PARIBAS             | XS1068871448 | 2.38   | 20/05/2024 | 98.99 | 4.03              |
| GOLDMAN SACHS GROUP INC | XS2149207354 | 3.38   | 27/03/2025 | 98.94 | 4.16              |
| CREDIT AGRICOLE SA      | FR001400D0Y0 | 4.00   | 12/10/2026 | 99.61 | 4.59              |
| SOCIETE GENERALE        | FR001400DZM5 | 4.00   | 16/11/2027 | 99.52 | 4.17              |
| BANCO SANTANDER SA      | XS2575952697 | 3.88   | 16/01/2028 | 98.66 | 4.25              |
| BNP PARIBAS             | US09659W2V59 | 5.13   | 13/01/2029 | 97.05 | 6.09              |
| CREDIT AGRICOLE SA      | FR001400F1U4 | 4.25   | 11/07/2029 | 99.27 | 4.61              |
| GOLDMAN SACHS GROUP INC | XS2536502227 | 4.00   | 21/09/2029 | 98.13 | 4.40              |
| SOCIETE GENERALE        | FR001400EHG3 | 4.25   | 06/12/2030 | 96.98 | 4.97              |
| BNP PARIBAS             | FR001400F0V4 | 3.88   | 10/01/2031 | 98.85 | 4.21              |
| BNP PARIBAS             | FR0014009HA0 | 2.50   | 31/03/2032 | 90.44 | 5.23              |

**\* Bid and Ask prices are indicative only**

**The above is just a random list of names, please liaise with the Private Banking for other corporate names and maturities.**

**DISCLAIMER:** This report has been issued by members of the Financial Institutions & Intermediaries Desk of Bank One Limited. This document has been prepared in good faith on the basis of information available at the date of publication without any independent verification. This communication is provided for information and discussion purposes only. Unless otherwise indicated, it does not constitute an offer or recommendation to purchase or sell any financial instruments or other products. Bank One does not guarantee or warrant the accuracy, reliability, completeness of the information in this publication. Our reference is Bloomberg.

### TALK TO US



Head of Private Banking & Wealth Management: Mr Guillaume Passebecq  
High-Net-Worth Individuals: Mrs Ketty Bhagawn  
Financial Institutions & Intermediaries Desk: Mr Kush Beedassy  
Head of Securities Services: Mr Khalid Mahamodally



Private Banking: [private-banking@bankone.mu](mailto:private-banking@bankone.mu)  
HNWI Desk: [pb.sales@bankone.mu](mailto:pb.sales@bankone.mu)  
FI & Intermediaries Desk: [ewm@bankone.mu](mailto:ewm@bankone.mu)  
Securities Services Desk: [custody@bankone.mu](mailto:custody@bankone.mu)



HNWI Desk: (+230) 5252 5651  
FI & Intermediaries Desk: (+230) 5941 8805



<https://bankone.mu/private/en/>

A Joint Venture of I&M Group PLC & CIEL Finance Limited

# BANK ONE

PRIVATE BANKING · WEALTH MANAGEMENT  
SECURITIES SERVICES

## OTHER AFRICAN MARKETS

19 September 2023

| EQUITIES MARKET |              |          |           |           |           |        |        |
|-----------------|--------------|----------|-----------|-----------|-----------|--------|--------|
| NAME            | COUNTRY      | CURRENCY | YR OPEN   | PREV_5D   | ACTUAL    | WEEKLY | YTD    |
| EGX100EW INDEX  | EGYPT        | EGP      | 4,145.50  | 5,558.09  | 5,718.18  | 2.88%  | 37.94% |
| GGSECI INDEX    | GHANA        | GHS      | 2,444.25  | 3,111.29  | 3,165.82  | 1.75%  | 29.52% |
| IDFTCDTL INDEX  | IVORY COAST  | USD      | 21,506.99 | 6,481.55  | 6,442.98  | -0.60% | 13.87% |
| BGSMDC INDEX    | BOTSWANA     | BWP      | 7,726.39  | 8,561.45  | 8,615.48  | 0.63%  | 11.51% |
| MCSINDEX INDEX  | MOROCCO      | MAD      | 1,881.99  | 23,297.57 | 23,397.81 | 0.43%  | 8.79%  |
| ICXCOMP INDEX   | WEST AFRICA* | XOF      | 203.22    | 215.10    | 211.54    | -1.66% | 4.09%  |
| DARSDSEI INDEX  | TANZANIA     | TZS      | 5,658.03  | 1,792.29  | 1,792.15  | -0.01% | -4.77% |

| TOP 15 HOLDINGS WEST AFRICA - MARKET CAPITALISATION IN XOF |          |              |            |         |                      |
|--|----------|--------------|------------|---------|----------------------|
| NAME   | CURRENCY | ISIN         | LAST PRICE | YTD (%) | MARKET CAP           |
| Sonatel SA   | XOF      | SN0000000019 | 16,500     | 8.55    | 1,650,000,000,000.00 |
| Societe Generale de Banques en                             | XOF      | CI0000000030 | 16,985     | 46.36   | 528,422,203,350.00   |
| Ecobank Transnational Inc                                  | XOF      | TG0000000132 | 19         | 0.00    | 469,877,125,817.00   |
| Ecobank Cote d'Ivoire                                      | XOF      | CI0000002424 | 6,600      | 33.47   | 363,333,960,000.00   |
| Societe Ivoirienne de Banque                               | XOF      | CI0000001871 | 5,300      | 15.59   | 265,000,000,000.00   |
| Coris Bank International SA                                | XOF      | BF0000000604 | 8,015      | -4.47   | 256,480,000,000.00   |
| Oragroup SA  | XOF      | TG0000001239 | 2,750      | -29.94  | 190,891,335,250.00   |
| Nestle Cote d'Ivoire SA                                    | XOF      | CI0000000295 | 8,380      | 1.64    | 184,949,952,000.00   |
| CFAO Motors Cote D Ivoire                                  | XOF      | CI0000000220 | 890        | -4.30   | 161,420,991,000.00   |
| Onatel SA  | XOF      | BF0000000117 | 2,285      | -28.59  | 155,380,000,000.00   |
| Bank of Africa - Burkina Faso                              | XOF      | BF0000000133 | 6,795      | 30.67   | 149,490,000,000.00   |
| Societe de Limonaderies et Bra                             | XOF      | CI0000000105 | 90,300     | 8.47    | 148,641,385,200.00   |
| NSIA Banque  | XOF      | CI0000002416 | 6,110      | 2.26    | 141,568,700,000.00   |
| Total Cote d'Ivoire SA                                     | XOF      | CI0000000659 | 2,145      | 13.19   | 135,052,632,000.00   |
| Bank of Africa - Benin                                     | XOF      | BJ0000000048 | 6,200      | 4.20    | 124,901,232,000.00   |

**\* WEST AFRICA : TOGO, SENEGAL, MALI, NIGER, BENIN, BURKINA FASO, GUINEA-BISSAU**

**\*XOF : West African Franc is the shared currency of eight independent states in West Africa**

**DISCLAIMER:** This report has been issued by members of the Financial Institutions & Intermediaries Desk of Bank One Limited. This document has been prepared in good faith on the basis of information available at the date of publication without any independent verification. This communication is provided for information and discussion purposes only. Unless otherwise indicated, it does not constitute an offer or recommendation to purchase or sell any financial instruments or other products. Bank One does not guarantee or warrant the accuracy, reliability, completeness of the information in this publication. Our reference is Bloomberg.

### TALK TO US



Head of Private Banking & Wealth Management: Mr Guillaume Passebecq  
High-Net-Worth Individuals: Mrs Ketty Bhagawn  
Financial Institutions & Intermediaries Desk: Mr Kush Beedassy  
Head of Securities Services: Mr Khalid Mahamodally



Private Banking: private-banking@bankone.mu  
HNWI Desk: pb.sales@bankone.mu  
FI & Intermediaries Desk: ewm@bankone.mu  
Securities Services Desk: custody@bankone.mu



HNWI Desk: (+230) 5252 5651  
FI & Intermediaries Desk: (+230) 5941 8805



<https://bankone.mu/private/en/>

A Joint Venture of I&M Group PLC & CIEL Finance Limited





# BANK ONE

PRIVATE BANKING · WEALTH MANAGEMENT  
SECURITIES SERVICES

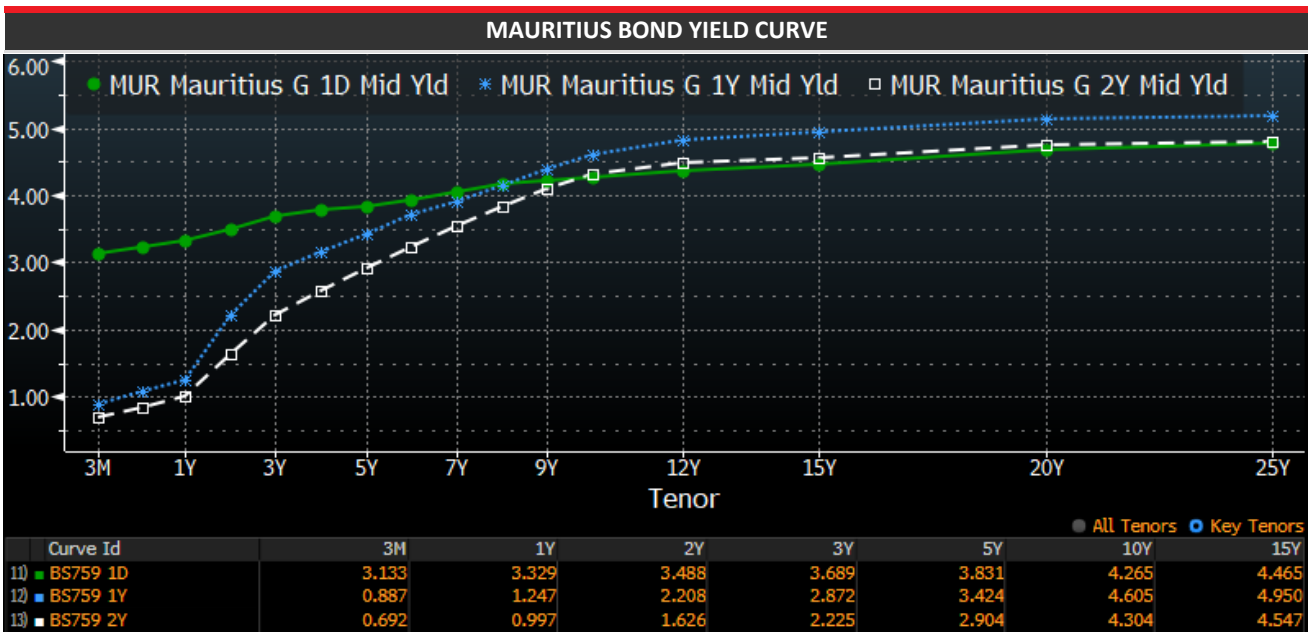
## MAURITIUS OVERVIEW

19 September 2023

| MARKET INDICES - MAURITIUS |           |         |         |
|----------------------------|-----------|---------|---------|
| NAME                       | YEAR OPEN | ACTUAL  | YTD (%) |
| DEMTRI                     | 412.53    | 426.08  | 3.29    |
| DEMEX                      | 266.61    | 269.4   | 1.05    |
| SEMDEX                     | 2055.25   | 2083.67 | 4.89    |
| SEMTRI                     | 8427.63   | 8771.57 | 3.29    |
| SEM10                      | 373.02    | 374.54  | 3.19    |

| MAJOR COMPANIES PERFORMANCE |              |      |        |         |
|-----------------------------|--------------|------|--------|---------|
| NAME                        | ISIN         | CURR | PRICE  | YTD (%) |
| CIEL LTD                    | MU0424N00005 | MUR  | 6.78   | 14.20   |
| MCB GROUP LTD               | MU0558S00009 | MUR  | 325.00 | 8.68    |
| SBM HOLDINGS LTD            | MU0443N00005 | MUR  | 4.50   | 5.25    |
| IPRO GROWTH FUND            | MU0177I00025 | MUR  | 30.35  | 2.74    |
| IBL LTD                     | MU0521N00008 | MUR  | 44.40  | -12.81  |

| GOVERNMENT BONDS      |              |      |        |            |           |             |            |          |
|-----------------------|--------------|------|--------|------------|-----------|-------------|------------|----------|
| NAME                  | ISIN         | CURR | COUPON | CLIENT BUY | BUY YIELD | CLIENT SELL | SELL YIELD | MAT. YRS |
| MAURTN 1 1/4 04/26/24 | MU0GNTA13684 | MUR  | 1.25   | 98.80      | 3.31      | 98.87       | 3.18       | 0.59     |
| MAURGB 1.52 03/26/26  | MU0GNTA13485 | MUR  | 1.52   | 94.76      | 3.73      | 95.12       | 3.57       | 2.51     |
| MAURGB 2.23 03/05/31  | MU0GBDA13303 | MUR  | 2.23   | 86.76      | 4.33      | 88.08       | 4.10       | 7.45     |
| MAURGB 4.17 06/18//36 | MU0GBDA14053 | MUR  | 4.17   | 94.70      | 4.73      | 97.29       | 4.45       | 12.74    |
| MAURGB 4.17 05/28/41  | MU0GBDA13899 | MUR  | 4.17   | 91.89      | 4.86      | 94.78       | 4.60       | 17.68    |



\* Bid and Ask prices are indicative only

**DISCLAIMER:** This report has been issued by members of the Financial Institutions & Intermediaries Desk of Bank One Limited. This document has been prepared in good faith on the basis of information available at the date of publication without any independent verification. This communication is provided for information and discussion purposes only. Unless otherwise indicated, it does not constitute an offer or recommendation to purchase or sell any financial instruments or other products. Bank One does not guarantee or warrant the accuracy, reliability, completeness of the information in this publication. Our reference is Bloomberg.

### TALK TO US



Head of Private Banking & Wealth Management: Mr Guillaume Passebecq  
High-Net-Worth Individuals: Mrs Ketty Bhagawn  
Financial Institutions & Intermediaries Desk: Mr Kush Beedassy  
Head of Securities Services: Mr Khalid Mahamodally




Private Banking: private-banking@bankone.mu  
HNWI Desk: pb.sales@bankone.mu  
FI & Intermediaries Desk: ewm@bankone.mu  
Securities Services Desk: custody@bankone.mu



HNWI Desk: (+230) 5252 5651  
FI & Intermediaries Desk: (+230) 5941 8805



<https://bankone.mu/private/en/>



# BANK ONE

PRIVATE BANKING . WEALTH MANAGEMENT  
SECURITIES SERVICES

## KENYA OVERVIEW

19 September 2023

| EQUITIES MARKET         |         |         |        | PERFORMANCE |         |
|-------------------------|---------|---------|--------|-------------|---------|
| NAME                    | YR OPEN | PREV_5D | ACTUAL | WEEKLY      | YTD     |
| NAIROBI ALL SHARE INDEX | 127.47  | 98.35   | 98.18  | -0.17%      | -22.98% |

| MARKET CURRENCY |         |         |        | PERFORMANCE |        |
|-----------------|---------|---------|--------|-------------|--------|
| NAME            | YR OPEN | PREV_5D | ACTUAL | WEEKLY      | YTD    |
| EUR-KES         | 131.81  | 157.26  | 157.28 | 0.01%       | 19.32% |
| USD-KES         | 123.41  | 146.25  | 147.10 | 0.58%       | 19.20% |
| GBP-KES         | 148.66  | 182.84  | 182.33 | -0.28%      | 22.65% |
| CHF-KES         | 133.72  | 164.13  | 163.98 | -0.09%      | 22.63% |
| MUR-KES         | 2.79    | 3.20    | 3.23   | 0.99%       | 15.98% |

| TOP 10 HOLDINGS - MARKET CAPITALISATION IN KES |         |              |        |                 |
|--|---------|--------------|--------|-----------------|
| NAME   | YTD (%) | ISIN         | PRICE  | MARKET CAP      |
| Safaricom PLC                                  | -36.23  | KE1000001402 | 15.40  | 617,007,575,916 |
| Equity Group Holdings PLC/Keny                 | -16.85  | KE0000000554 | 37.00  | 139,625,967,674 |
| East African Breweries PLC                     | -20.00  | KE0000000216 | 134.00 | 105,963,763,704 |
| KCB Group PLC                                  | -41.34  | KE0000000315 | 22.35  | 71,820,895,141  |
| Co-operative Bank of Kenya Ltd                 | -3.66   | KE1000001568 | 11.85  | 69,526,085,238  |
| ABSA Bank Kenya PLC                            | -4.07   | KE0000000067 | 11.80  | 64,092,125,836  |
| NCBA Group PLC                                 | -5.21   | KE0000000406 | 37.30  | 61,452,477,287  |
| Standard Chartered Bank Kenya                  | 12.78   | KE0000000448 | 161.00 | 55,384,000,000  |
| Stanbic Holdings Plc                           | 8.82    | KE0000000091 | 111.00 | 43,880,742,000  |
| British American Tobacco Kenya                 | -8.64   | KE0000000075 | 420.25 | 42,025,000,000  |

| EQUITIES LEADERS -WEEKLY PERFORMANCE |              |       |            |
|--------------------------------------|--------------|-------|------------|
| NAME                                 | ISIN         | PRICE | CHANGE (%) |
| TPS EASTERN AFRICA LTD               | KE0000000539 | 15.45 | 15.30      |
| UCHUMI SUPERMARKETS                  | KE0000000489 | 0.23  | 15.00      |
| SASINI LTD                           | KE0000000430 | 26.00 | 14.29      |
| SAMEER AFRICA PLC                    | KE0000000232 | 2.64  | 10.00      |
| EA PORTLAND CEMENT LTD               | KE0000000190 | 7.40  | 9.79       |

| EQUITIES LAGGARDS -WEEKLY PERFORMANCE |              |       |            |
|---------------------------------------|--------------|-------|------------|
| NAME                                  | ISIN         | PRICE | CHANGE (%) |
| STANDARD GROUP PLC                    | KE0000000455 | 7.40  | -14.75     |
| CAR & GENERAL (K) LTD                 | KE0000000109 | 34.20 | -10.00     |
| LIBERTY KENYA HOLDING                 | KE2000002168 | 3.65  | -7.59      |
| NCBA GROUP PLC                        | KE0000000406 | 37.30 | -7.10      |
| BRITAM HOLDINGS LTD                   | KE2000002192 | 4.99  | -5.85      |

| KENYAN BONDS - KES     |              |       |       |       |
|------------------------|--------------|-------|-------|-------|
| NAME                   | ISIN         | BID   | ASK   | YTM   |
| KENYA 11.492% 09.12.24 | KE6000005766 | 95.91 | 96.29 | 15.06 |
| KENYA 11.667% 05.05.25 | KE6000008547 | 93.03 | 93.55 | 16.51 |
| KENYA 15.039% 17.08.26 | KE5000006329 | 93.59 | 94.65 | 17.69 |
| KENYA 12.966% 19.07.27 | KE5000007327 | 86.73 | 87.58 | 17.70 |
| KENYA 12.28% 12.11.29  | KE6000005659 | 81.90 | 83.15 | 16.94 |
| KENYA 10% 05.05.31     | KE2000002176 | 70.72 | 71.64 | 16.83 |
| KENYA 12.75% 03.10.33  | KE5000008879 | 85.92 | 87.11 | 15.42 |

\* Bid and Ask prices are indicative only

**DISCLAIMER:** This report has been issued by members of the Financial Institutions & Intermediaries Desk of Bank One Limited. This document has been prepared in good faith on the basis of information available at the date of publication without any independent verification. This communication is provided for information and discussion purposes only. Unless otherwise indicated, it does not constitute an offer or recommendation to purchase or sell any financial instruments or other products. Bank One does not guarantee or warrant the accuracy, reliability, completeness of the information in this publication. Our reference is Bloomberg.

### TALK TO US



Head of Private Banking & Wealth Management: Mr Guillaume Passebecq  
High-Net-Worth Individuals: Mrs Ketty Bhagawn  
Financial Institutions & Intermediaries Desk: Mr Kush Beedassy  
Head of Securities Services: Mr Khalid Mahamodally



Private Banking: private-banking@bankone.mu  
HNWI Desk: pb.sales@bankone.mu  
FI & Intermediaries Desk: ewm@bankone.mu  
Securities Services Desk: custody@bankone.mu



HNWI Desk: (+230) 5252 5651  
FI & Intermediaries Desk: (+230) 5941 8805



<https://bankone.mu/private/en/>

A Joint Venture of I&M Group PLC & CIEL Finance Limited





# BANK ONE

PRIVATE BANKING · WEALTH MANAGEMENT  
SECURITIES SERVICES

## SOUTH AFRICA OVERVIEW

19 September 2023

| EQUITIES MARKET            |           |           |           | PERFORMANCE |        |
|----------------------------|-----------|-----------|-----------|-------------|--------|
| NAME                       | YR OPEN   | PREV_5D   | ACTUAL    | WEEKLY      | YTD    |
| JSE AFRICA ALL SHARE INDEX | 73,048.57 | 74,086.62 | 73,925.66 | -0.22%      | 1.20%  |
| BBG SOUTH AFRICA LMS       | 1,142.05  | 1,140.20  | 1,122.98  | -1.51%      | -1.67% |
| JESE AFRICA TOP40 INDEX    | 66,955.47 | 68,540.41 | 68,163.52 | -0.55%      | 1.80%  |

| MARKET CURRENCY |         |         |        | PERFORMANCE |        |
|-----------------|---------|---------|--------|-------------|--------|
| NAME            | YR OPEN | PREV_5D | ACTUAL | WEEKLY      | YTD    |
| EUR-ZAR         | 18.24   | 20.34   | 20.28  | -0.32%      | 11.18% |
| USD-ZAR         | 17.04   | 18.92   | 18.97  | 0.26%       | 11.32% |
| GBP-ZAR         | 20.59   | 23.63   | 23.52  | -0.48%      | 14.20% |
| CHF-ZAR         | 18.42   | 21.22   | 21.15  | -0.35%      | 14.79% |
| ZAR-MUR         | 2.61    | 2.39    | 2.40   | 0.63%       | -8.14% |

| TOP 10 HOLDINGS - MARKET CAPITALISATION IN ZAR |         |               |           |                   |
|--|---------|---------------|-----------|-------------------|
| NAME   | YTD (%) | ISIN          | PRICE     | MARKET CAP        |
| BHP Group Ltd                                  | 5.00    | AU0000008BHP4 | 55306.00  | 2,805,395,409,911 |
| Anheuser-Busch InBev SA/NV                     | 6.38    | BE0974293251  | 108915.00 | 2,202,250,642,814 |
| Prosus NV                                      | 23.07   | NL0013654783  | 58847.00  | 1,537,815,653,362 |
| British American Tobacco PLC                   | -5.37   | GB0002875804  | 63789.00  | 1,429,136,358,275 |
| Cie Financiere Richemont SA                    | 11.18   | CH0210483332  | 248090.00 | 1,424,603,116,162 |
| Naspers Ltd                                    | 13.02   | ZAE000325783  | 319200.00 | 1,391,841,109,890 |
| Glencore PLC                                   | 5.63    | JE00B4T3BW64  | 10959.00  | 1,354,706,776,054 |
| Anglo American PLC                             | -19.49  | GB00B1XZS820  | 53407.00  | 655,094,767,216   |
| FirstRand Ltd                                  | 3.82    | ZAE000066304  | 6449.00   | 360,914,457,984   |
| Standard Bank Group Ltd                        | 7.97    | ZAE000109815  | 18116.00  | 303,101,484,601   |

| EQUITIES LEADERS -WEEKLY PERFORMANCE |              |        |            |
|--------------------------------------|--------------|--------|------------|
| NAME                                 | ISIN         | PRICE  | CHANGE (%) |
| IMPALA PLATINUM H.                   | ZAE000083648 | 9,894  | 18.68      |
| SIBANYE STILLWATER LTD               | ZAE000259701 | 3,148  | 17.46      |
| ANGLO AMERICAN PL                    | ZAE000013181 | 71,422 | 14.05      |
| PAN AFRICAN RESOURCES                | GB0004300496 | 369    | 10.81      |
| KUMBA IRON ORE LTD                   | ZAE000085346 | 47,496 | 10.58      |

| EQUITIES LAGGARDS -WEEKLY PERFORMANCE |              |        |            |
|---------------------------------------|--------------|--------|------------|
| NAME                                  | ISIN         | PRICE  | CHANGE (%) |
| TRANSACTION CAPITAL                   | ZAE000167391 | 403    | -30.94     |
| FIRSTRAND LTD                         | ZAE000066304 | 6,449  | -10.55     |
| NEPI ROCKCASTLE N.V.                  | NL0015000RT3 | 10,307 | -9.35      |
| METAIR INVESTMENTS LTD                | ZAE000090692 | 1,500  | -8.14      |
| KAP LTD                               | ZAE000171963 | 229    | -7.66      |

| SOUTH AFRICAN BONDS - ZAR |              |        |        |       |
|---------------------------|--------------|--------|--------|-------|
| NAME                      | ISIN         | BID    | ASK    | YTM   |
| SACPI 2% 31/01/2025       | ZAG000096587 | 96.97  | 97.11  | 4.27  |
| SAGB 10.50% 21/12/2026    | ZAG000016320 | 103.74 | 103.89 | 9.10  |
| SACPI 2.60% 31/03/2028    | ZAG000041849 | 92.68  | 93.04  | 4.36  |
| SACPI 1.875% 31/03/2029   | ZAG000137191 | 87.73  | 88.13  | 4.36  |
| SAGB 8% 31/01/2030        | ZAG000106998 | 88.52  | 88.69  | 10.50 |
| SAGB 7% 28/02/2031        | ZAG000077470 | 79.73  | 79.92  | 11.05 |
| SAGB 6.25% 31/03/2036     | ZAG000030404 | 62.35  | 62.54  | 12.17 |

\* Bid and Ask prices are indicative only

**DISCLAIMER:** This report has been issued by members of the Financial Institutions & Intermediaries Desk of Bank One Limited. This document has been prepared in good faith on the basis of information available at the date of publication without any independent verification. This communication is provided for information and discussion purposes only. Unless otherwise indicated, it does not constitute an offer or recommendation to purchase or sell any financial instruments or other products. Bank One does not guarantee or warrant the accuracy, reliability, completeness of the information in this publication. Our reference is Bloomberg.

### TALK TO US



Head of Private Banking & Wealth Management: Mr Guillaume Passebecq  
High-Net-Worth Individuals: Mrs Ketty Bhagawn  
Financial Institutions & Intermediaries Desk: Mr Kush Beedassy  
Head of Securities Services: Mr Khalid Mahamodally



Private Banking: [private-banking@bankone.mu](mailto:private-banking@bankone.mu)  
HNWI Desk: [pb.sales@bankone.mu](mailto:pb.sales@bankone.mu)  
FI & Intermediaries Desk: [ewm@bankone.mu](mailto:ewm@bankone.mu)  
Securities Services Desk: [custody@bankone.mu](mailto:custody@bankone.mu)



HNWI Desk: (+230) 5252 5651  
FI & Intermediaries Desk: (+230) 5941 8805



<https://bankone.mu/private/en/>

A Joint Venture of I&M Group PLC & CIEL Finance Limited

# BANK ONE

PRIVATE BANKING · WEALTH MANAGEMENT  
SECURITIES SERVICES

## OPEN ARCHITECTURE

19 September 2023

| AMUNDI ASSET MANAGEMENT         |              |     |        |         |
|---------------------------------|--------------|-----|--------|---------|
| NAME                            | ISIN         | CUR | PRICE  | YTD (%) |
| AMUNDI-EQ JP TGT-A EUR HGD C    | LU0568583933 | EUR | 287.92 | 38.84   |
| AMUNDI PI US EQ F GR-R2GBPC     | LU1883856566 | GBP | 253.69 | 20.55   |
| AMUNDI-JAPAN EQ ENGAGE-A USD    | LU1923161894 | USD | 56.07  | 11.78   |
| AMUNDI MSCI INDIA               | LU1681043169 | USD | 843.76 | 7.89    |
| AMUNDI GLOBAL ECOLOGY ESG       | LU1883318740 | EUR | 375.70 | 3.68    |
| AMUNDI GLO ECO ESG-A CHF C      | LU1883318666 | CHF | 359.98 | 0.65    |
| AMUNDI MULTI-ASSET CONSERVATIVE | LU1883329432 | EUR | 60.90  | 0.26    |
| AMUNDI-EMER MKT EQ F-ACHFHC     | LU1808314444 | CHF | 80.22  | -0.95   |

| FRANKLIN TEMPLETON               |              |     |       |         |
|----------------------------------|--------------|-----|-------|---------|
| NAME                             | ISIN         | CUR | PRICE | YTD (%) |
| FRANKLIN TECHNOLOGY FUND         | LU0109392836 | USD | 35.76 | 34.89   |
| FRANKLIN FTSE INDIA ETF          | US354737693  | USD | 32.23 | 10.60   |
| TEMP GLB CLI CHANGE - A ACC      | LU0128520375 | EUR | 32.88 | 9.86    |
| FRANKLIN MODERATE ALLOCATION FD  | US3547230373 | USD | 13.62 | 7.25    |
| TEMPLETON EM MARKETS BOND FUND   | LU1129996044 | USD | 3.50  | 6.12    |
| FRANKLIN NEXTSTEP BAL. GROWTH    | LU1350350846 | USD | 12.83 | 3.63    |
| TEMPLETON GLOBAL TOTAL RET. FUND | LU0274552982 | GBP | 6.26  | -3.53   |
| FRANK TEMP INV GL BD - A - ACC-H | LU0450468003 | CHF | 9.15  | -6.92   |

| FUNDSMITH LLP               |              |     |        |         |
|-----------------------------|--------------|-----|--------|---------|
| NAME                        | ISIN         | CUR | PRICE  | YTD (%) |
| FUNDSMITH EQUITY FUND-R ACC | LU0690374615 | EUR | 52.17  | 10.35   |
| FUNDSMITH EQUITY FUND-R ACC | GB0084LPD114 | GBP | 588.19 | 8.11    |

| AXYS ASSET MANAGEMENT          |              |     |       |         |
|--------------------------------|--------------|-----|-------|---------|
| NAME                           | ISIN         | CUR | PRICE | YTD (%) |
| AXIOM AFR. EQTY FD LTD CLASS I | MU0676500009 | USD | 9.69  | -10.51  |

| WEISSHORN ASSET MANAGEMENT SA    |              |     |        |         |
|----------------------------------|--------------|-----|--------|---------|
| NAME                             | ISIN         | CUR | PRICE  | YTD (%) |
| WEISSHORN - HUMANITY CHALL EQTY  | LU1812909783 | EUR | 96.50  | 7.93    |
| WEISSHORN UCITS - BALANCED - USD | LU1396255876 | USD | 120.12 | 7.25    |
| WEISSHORN - HUMANI CH EQ - C CHF | LU1812910369 | CHF | 93.81  | 6.36    |
| WEISSHORN FUNDS UCITS GBL BD     | LU1506616843 | EUR | 91.32  | 2.30    |

| PIMCO EUROPE LTD               |              |     |       |         |
|--------------------------------|--------------|-----|-------|---------|
| NAME                           | ISIN         | CUR | PRICE | YTD (%) |
| US HIGH YIELD BOND FUND        | IE0032313573 | USD | 36.85 | 6.41    |
| PIMCO DIVERSIFIED INCOME - I   | US6933918806 | USD | 9.12  | 3.81    |
| INCOME FUND                    | IE00B7KFL990 | USD | 14.93 | 3.39    |
| PIMCO GIS-INCOME FND-EGBP HI   | IE00BF01VX72 | GBP | 7.86  | 2.74    |
| GLOBAL INVESTMENT GRADE CREDIT | IE00B3K7XK29 | USD | 16.78 | 2.25    |
| PIMCO DIV INC FD-EE HEDG ACC   | IE00B1Z6D669 | EUR | 13.52 | 0.90    |
| PIMCO GIS-INCOME FND-E CHF I   | IE00BJMZC096 | CHF | 6.92  | 0.36    |

| ODDO BHF ASSET MANAGEMENT SAS      |              |     |         |         |
|------------------------------------|--------------|-----|---------|---------|
| NAME                               | ISIN         | CUR | PRICE   | YTD (%) |
| ODDO BHF ARTIFICIAL INTLLGNC CR    | LU1919842267 | EUR | 153.32  | 27.27   |
| ODDO BHF EURO HIGH YIELD BOND CR   | LU0115290974 | EUR | 27.74   | 6.16    |
| ODDO BHF GLOBAL TARGET 2026 CR     | FR0013426657 | EUR | 103.15  | 5.71    |
| ODDO BHF GRN PLANET - CIW USD      | LU2189930527 | USD | 1037.39 | 5.62    |
| ODDO BHF HAUT RENDEMENT 2025       | FR0013300688 | EUR | 101.88  | 4.89    |
| ODDO BHF EURO CREDIT SHORT DUR. CR | LU1486845537 | EUR | 103.72  | 4.10    |
| ODDO BHF PATRIMOINE CR-EUR         | FR0000992042 | EUR | 24.68   | 2.58    |
| ODDO BHF IMMOBILIER DR-EUR         | FR0000989923 | EUR | 523.17  | -0.53   |

[CLICK ON THE NAME OF THE FUND TO ACCESS ITS FACTSHEET](#)



**DISCLAIMER:** This report has been issued by members of the Financial Institutions & Intermediaries Desk of Bank One Limited. This document has been prepared in good faith on the basis of information available at the date of publication without any independent verification. This communication is provided for information and discussion purposes only. Unless otherwise indicated, it does not constitute an offer or recommendation to purchase or sell any financial instruments or other products. Bank One does not guarantee or warrant the accuracy, reliability, completeness of the information in this publication. Our reference is Bloomberg.

### TALK TO US



Head of Private Banking & Wealth Management: Mr Guillaume Passebecq  
High-Net-Worth Individuals: Mrs Ketty Bhagawn  
Financial Institutions & Intermediaries Desk: Mr Kush Beedassay  
Head of Securities Services: Mr Khalid Mahamodally



Private Banking: private-banking@bankone.mu  
HNWI Desk: pb.sales@bankone.mu  
FI & Intermediaries Desk: ewm@bankone.mu  
Securities Services Desk: custody@bankone.mu



HNWI Desk: (+230) 5252 5651  
FI & Intermediaries Desk: (+230) 5941 8805



<https://bankone.mu/private/en/>

A Joint Venture of I&M Group PLC & CIEL Finance Limited

# BANK ONE

PRIVATE BANKING · WEALTH MANAGEMENT  
SECURITIES SERVICES

## OPEN ARCHITECTURE

19 September 2023

### TAILOR ASSET MANAGEMENT

| NAME                            | ISIN          | CUR | PRICE  | YTD (%) |
|---------------------------------|---------------|-----|--------|---------|
| TAILOR ACTIONS AVENIR ISR C     | FR0007472501  | EUR | 673.97 | 11.60   |
| TAILOR CREDIT RENDEMENT CIBLE S | FR0011080282  | USD | 153.52 | 6.98    |
| TAILOR CREDIT RENDEMENT CIBLE G | FR00133101372 | GBP | 98.38  | 6.58    |
| TAILOR GLOBAL SELECTION ISR C   | FR0013406196  | EUR | 114.38 | 6.57    |
| TAILOR CREDIT RENDEMENT CIBLE C | FR0010952432  | EUR | 136.88 | 5.38    |
| TAILOR ACTIONS ENTREPRENEURS C  | FR0013333580  | EUR | 123.44 | 5.31    |
| TAILOR EPARGNE HIGH YIELD       | FR0013150117  | USD | 123.78 | 3.19    |
| TAILOR ALLOCATION DEFENSIVE C   | FR0010487512  | EUR | 155.00 | 2.23    |

### MONTSEGUR

| NAME                     | ISIN         | CUR | PRICE  | YTD (%) |
|--------------------------|--------------|-----|--------|---------|
| MONTSEGUR DIVIDENDES - C | FR0010263574 | EUR | 151.08 | 9.96    |
| MONTSEGUR CROISSANCE - C | FR0010109140 | EUR | 171.38 | 6.37    |
| MONTSEGUR PATRIMOINE - C | FR0010121137 | EUR | 134.59 | 3.40    |

### ECOBANK

| NAME                            | ISIN         | CUR | PRICE  | YTD (%) |
|---------------------------------|--------------|-----|--------|---------|
| EDC MIDDLE AFRICA EUROBOND FUND | MU0664S00005 | USD | 862.30 | 0.91    |

### FFM AMERICAN GROWTH

| NAME                | ISIN         | CUR | PRICE  | YTD (%) |
|---------------------|--------------|-----|--------|---------|
| FFM AMERICAN GROWTH | MU0593S00006 | USD | 136.84 | 15.61   |

### IPRO ASSET MANAGERS

| NAME             | ISIN         | CUR | PRICE | YTD (%) |
|------------------|--------------|-----|-------|---------|
| IPRO GROWTH FUND | MU0558S00009 | MUR | 30.35 | 2.74    |

### VARENE CAPITAL PARTNERS

| NAME                            | ISIN         | CUR | PRICE  | YTD (%) |
|---------------------------------|--------------|-----|--------|---------|
| VARENNE SELECTION SHARE P - GBP | FR0013401064 | GBP | 136.26 | 9.11    |

### JANUS HENDERSON GLOBAL

| NAME                            | ISIN         | CUR | PRICE  | YTD (%) |
|---------------------------------|--------------|-----|--------|---------|
| GJH GLOBAL TECH LEADER - A2HCHF | LU0892275776 | CHF | 263.22 | 29.09   |
| JAN HND GLOBAL EQUITY- RA EUR   | LU0200076213 | EUR | 23.58  | 5.16    |
| JAN HND FD - ABSLT RT FD        | LU0953998514 | USD | 6.80   | 4.96    |

CLICK ON THE NAME OF THE FUND TO ACCESS ITS FACTSHEET



**DISCLAIMER:** This report has been issued by members of the Financial Institutions & Intermediaries Desk of Bank One Limited. This document has been prepared in good faith on the basis of information available at the date of publication without any independent verification. This communication is provided for information and discussion purposes only. Unless otherwise indicated, it does not constitute an offer or recommendation to purchase or sell any financial instruments or other products. Bank One does not guarantee or warrant the accuracy, reliability, completeness of the information in this publication. Our reference is Bloomberg.

#### TALK TO US



Head of Private Banking & Wealth Management: Mr Guillaume Passebecq  
High-Net-Worth Individuals: Mrs Ketty Bhagawn  
Financial Institutions & Intermediaries Desk: Mr Kush Beedassy  
Head of Securities Services: Mr Khalid Mahamodally



Private Banking: private-banking@bankone.mu  
HNWI Desk: pb.sales@bankone.mu  
FI & Intermediaries Desk: ewm@bankone.mu  
Securities Services Desk: custody@bankone.mu



HNWI Desk: (+230) 5252 5651  
FI & Intermediaries Desk: (+230) 5941 8805



<https://bankone.mu/private/en/>

A Joint Venture of I&M Group PLC & CIEL Finance Limited

# BANK ONE

PRIVATE BANKING · WEALTH MANAGEMENT  
SECURITIES SERVICES

## WATCHLIST

19 September 2023

| ETFs - SECTORIAL EUROPE      |              |     |        |              |
|------------------------------|--------------|-----|--------|--------------|
| NAME                         | ISIN         | CUR | PRICE  | YTD (%)      |
| LYXOR EURSTX600 RETAIL       | LU1834988435 | EUR | 47.83  | <b>25.36</b> |
| LYXOR EURSTX600 TRVL&LEISR   | LU1834988781 | EUR | 28.67  | <b>20.16</b> |
| LYXOR EURSTX600 AUTO&PARTS   | LU1834983394 | EUR | 84.66  | <b>20.00</b> |
| LYXOR EURO STOXX BANKS DR    | LU1829219390 | EUR | 117.70 | <b>18.84</b> |
| LYXOR EURSTX600 BANKS        | LU1834983477 | EUR | 23.73  | <b>17.64</b> |
| LYXOR EURSTX600 CNSTR&MAT    | LU1834983808 | EUR | 77.23  | <b>14.67</b> |
| LYXOR EURSTX600 MEDIA        | LU1834988195 | EUR | 51.87  | <b>14.45</b> |
| LYXOR EURSTX600 TECHN LG     | LU1834988518 | EUR | 74.72  | <b>14.42</b> |
| LYXOR EURSTX600 FIN SERV     | LU1834984798 | EUR | 87.62  | <b>14.03</b> |
| LYXOR EURSTX600 INSURANCE    | LU1834987973 | EUR | 54.18  | <b>10.58</b> |
| LYXOR STX600 IND GOOD&SERV   | LU1834987890 | EUR | 88.00  | <b>10.56</b> |
| LYXOR EURSTX600 HEALTHCARE   | LU1834986900 | EUR | 137.35 | <b>9.32</b>  |
| LYXOR EURSTX600 TELECOM      | LU1834988609 | EUR | 33.01  | <b>7.58</b>  |
| LYXOR EURSTX600 UTILITIES    | LU1834988864 | EUR | 62.96  | <b>7.49</b>  |
| LYXOR STX600 PERS&HH GOODS   | LU1834988351 | EUR | 134.65 | <b>7.46</b>  |
| LYXOR EURSTX600 CHEMICALS    | LU1834983634 | EUR | 152.64 | <b>6.37</b>  |
| LYXOR EURSTX600 OIL&GAS      | LU1834988278 | EUR | 57.35  | <b>3.98</b>  |
| LYXOR EURSTX600 F&B          | LU1834985845 | EUR | 90.46  | <b>-0.57</b> |
| LYXOR STOXX EUR 600 REAL EST | LU1812091194 | EUR | 27.62  | <b>-2.70</b> |
| LYXOR STX600 BASIC RSRCES    | LU1834983550 | EUR | 86.54  | <b>-7.14</b> |

| SHARIAH COMPLIAN                    |              |     |         |              |
|-------------------------------------|--------------|-----|---------|--------------|
| NAME                                | ISIN         | CUR | PRICE   | YTD (%)      |
| SP FUNDS S&P 500 SHARIA INDUSTRY    | US8863648015 | USD | 32.00   | <b>25.25</b> |
| ISHARES MSCI USA ISLAMIC ETF USD    | IE00B296QM64 | USD | 5224.00 | <b>15.68</b> |
| ISHARES MSCI EM ISLAMIC ETF USD     | IE00B27YCP72 | USD | 17.71   | <b>6.10</b>  |
| SP FUNDS DOW JONES GLOBAL SUKUK ETF | US8863647025 | USD | 17.52   | <b>-0.03</b> |
| SP FUNDS S&P GLOBAL REIT SHARIA ETF | US8863647694 | USD | 18.72   | <b>-0.22</b> |

| ETFs - SECTORIAL U.S         |              |     |        |              |
|------------------------------|--------------|-----|--------|--------------|
| NAME                         | ISIN         | CUR | PRICE  | YTD (%)      |
| COMM SERV SELECT SECTOR SPDR | US81369Y8527 | USD | 67.39  | <b>41.39</b> |
| TECHNOLOGY SELECT SECT SPDR  | US81369Y8030 | USD | 169.35 | <b>36.97</b> |
| CONSUMER DISCRETIONARY SELT  | US81369Y4070 | USD | 169.62 | <b>32.23</b> |
| ENERGY SELECT SECTOR SPDR    | US81369Y5069 | USD | 92.11  | <b>8.13</b>  |
| INDUSTRIAL SELECT SECT SPDR  | US81369Y7040 | USD | 104.69 | <b>7.90</b>  |
| MATERIALS SELECT SECTOR SPDR | US81369Y1001 | USD | 80.98  | <b>5.72</b>  |
| FINANCIAL SELECT SECTOR SPDR | US81369Y6059 | USD | 34.77  | <b>3.08</b>  |
| REAL ESTATE SELECT SECT SPDR | US81369Y8600 | USD | 36.18  | <b>0.42</b>  |
| HEALTH CARE SELECT SECTOR    | US81369Y2090 | USD | 131.45 | <b>-2.07</b> |
| CONSUMER STAPLES SPDR        | US81369Y3080 | USD | 71.54  | <b>-2.24</b> |
| UTILITIES SELECT SECTOR SPDR | US81369Y8865 | USD | 64.37  | <b>-6.53</b> |

| ESG                               |              |     |         |               |
|-----------------------------------|--------------|-----|---------|---------------|
| NAME                              | ISIN         | CUR | PRICE   | YTD (%)       |
| AMUNDI MSCI EMU ESG UNIVERSAL     | LU2109786827 | EUR | 75.71   | <b>11.78</b>  |
| LYXOR MSCI WATER ESG ETF          | FR0014002CH1 | USD | 5.75    | <b>9.69</b>   |
| AMUNDI STOXX EU 600 ESG CLASS C   | LU1681040223 | EUR | 108.62  | <b>9.25</b>   |
| FT ESG-FOCUSED BALANCED FUND      | LU2319533886 | EUR | 9.32    | <b>7.28</b>   |
| ODDO BHF GRN PLANET - CIW USD     | LU2189930527 | USD | 1037.39 | <b>5.99</b>   |
| AMUNDI GLOBAL ECOLOGY ESG         | LU1883318740 | EUR | 375.70  | <b>4.13</b>   |
| PIMCO GIS EM. MTS BOND ESG FUND   | IE00B61N1B75 | USD | 14.61   | <b>3.47</b>   |
| PIMCO ESG INCOME FUND             | IE00BMW4NH15 | USD | 9.60    | <b>1.80</b>   |
| AMUNDI GLO ECO ESG-A CHF C        | LU1883318666 | CHF | 359.98  | <b>0.89</b>   |
| GLOBAL INV. GRADE CREDIT ESG FUND | IE00BFZ89B79 | EUR | 9.60    | <b>0.52</b>   |
| AMUNDI MSCI EMERGING ESG          | LU2109787551 | EUR | 47.34   | <b>-0.09</b>  |
| LYXOR GREEN BOND (DR) UCITS ETF   | LU1563454310 | GBP | 38.78   | <b>-1.60</b>  |
| LYXOR MSCI NEW ENERGY ESG ETF     | FR0014002CG3 | USD | 15.42   | <b>-17.26</b> |

CLICK ON THE NAME OF THE FUND TO ACCESS ITS FACTSHEET



**DISCLAIMER:** This report has been issued by members of the Financial Institutions & Intermediaries Desk of Bank One Limited. This document has been prepared in good faith on the basis of information available at the date of publication without any independent verification. This communication is provided for information and discussion purposes only. Unless otherwise indicated, it does not constitute an offer or recommendation to purchase or sell any financial instruments or other products. Bank One does not guarantee or warrant the accuracy, reliability, completeness of the information in this publication. Our reference is Bloomberg.

### TALK TO US



**Head of Private Banking & Wealth Management:** Mr Guillaume Passebecq  
**High-Net-Worth Individuals:** Mrs Ketty Bhagawn  
**Financial Institutions & Intermediaries Desk:** Mr Kush Beedassy  
**Head of Securities Services:** Mr Khalid Mahamodally



**Private Banking:** private-banking@bankone.mu  
**HNWI Desk:** pb.sales@bankone.mu  
**FI & Intermediaries Desk:** ewm@bankone.mu  
**Securities Services Desk:** custody@bankone.mu



**HNWI Desk:** (+230) 5252 5651  
**FI & Intermediaries Desk:** (+230) 5941 8805



<https://bankone.mu/private/en/>

# BANK ONE

PRIVATE BANKING · WEALTH MANAGEMENT  
SECURITIES SERVICES

## COUNTRY ETFs

19 September 2023

| AMERICAS                    |              |        | PERF (%) |       |
|-----------------------------|--------------|--------|----------|-------|
| NAME                        | ISIN         | PRICE  | YTD      | 5D    |
| GLOBAL X MSCI ARGENTINA ETF | US37950E2596 | 45.85  | 34.97    | 2.07  |
| ISHARES MSCI MEXICO ETF     | US4642868222 | 60.13  | 21.60    | 0.30  |
| SPDR S&P 500 ETF TRUST      | US78462F1030 | 443.63 | 16.00    | -0.53 |
| ISHARES MSCI BRAZIL ETF     | US4642864007 | 32.26  | 15.34    | 2.58  |
| ISHARES MSCI PERU ETF       | US4642898427 | 31.74  | 10.70    | 0.76  |
| ISHARES MSCI CANADA ETF     | US4642865095 | 35.17  | 7.45     | 2.00  |
| ISHARES MSCI CHILE ETF      | US4642866408 | 26.94  | -0.55    | 1.43  |

| EUROPE                       |              |       | PERF (%) |       |
|------------------------------|--------------|-------|----------|-------|
| NAME                         | ISIN         | PRICE | YTD      | 5D    |
| GLOBAL X MSCI GREECE ETF     | US37954Y3190 | 35.09 | 31.72    | 0.46  |
| ISHARES MSCI ITALY ETF       | US46434G8309 | 31.36 | 16.41    | -0.44 |
| ISHARES MSCI SPAIN ETF       | US4642867646 | 28.01 | 15.84    | -0.07 |
| ISHARES MSCI FRANCE ETF      | US4642867075 | 36.77 | 11.02    | -0.19 |
| ISHARES MSCI GERMANY ETF     | US4642868065 | 27.13 | 9.70     | -0.29 |
| ISHARES MSCI SWITZERLAND ETF | US4642867497 | 45.18 | 7.75     | 0.00  |
| ISHARES MSCI UNITED KINGDOM  | US46435G3341 | 32.33 | 5.45     | 1.00  |
| GLOBAL X MSCI PORTUGAL ETF   | US37950E1929 | 9.81  | -2.52    | -0.81 |

| ASIA/PACIFIC                 |              |       | PERF (%) |       |
|------------------------------|--------------|-------|----------|-------|
| NAME                         | ISIN         | PRICE | YTD      | 5D    |
| ISHARES MSCI JAPAN ETF       | US46434G8226 | 63.14 | 15.98    | 1.33  |
| ISHARES MSCI TAIWAN ETF      | US46434G7723 | 45.97 | 14.47    | 1.21  |
| INVESCO INDIA ETF            | US46137R1095 | 23.94 | 12.45    | -0.35 |
| ISHARES MSCI SOUTH KOREA ETF | US4642867729 | 63.25 | 11.99    | 2.00  |
| ISHARES MSCI AUSTRALIA ETF   | US4642861037 | 22.17 | -0.27    | 0.77  |
| SPDR S&P CHINA ETF           | US78463X4007 | 72.81 | -7.08    | -0.78 |
| ISHARES MSCI HONG KONG ETF   | US4642868719 | 17.46 | -16.90   | -1.30 |

| AFRICA/MID-EAST                 |              |       | PERF (%) |       |
|---------------------------------|--------------|-------|----------|-------|
| NAME                            | ISIN         | PRICE | YTD      | 5D    |
| GLOBAL X MSCI NIGERIA ETF       | US37954Y6656 | 8.90  | 20.60    | 4.22  |
| ISHARES MSCI FRTR. & SEL EM ETF | US4642861458 | 26.80 | 5.22     | -1.00 |
| ISHARES MSCI SAUDI ARABIA ET    | US46434V4234 | 39.24 | 4.03     | -1.80 |
| VANECK EGYPT                    | US92189F7758 | 20.73 | 2.67     | 4.82  |
| ISHARES MSCI UAE ETF            | US46434V7617 | 15.23 | 2.01     | 1.20  |
| ISHARES MSCI TURKEY ETF         | US4642867158 | 36.18 | -2.22    | -5.66 |
| ISHARES MSCI ISRAEL ETF         | US4642866325 | 54.08 | -3.41    | -1.02 |
| ISHARES MSCI QATAR ETF          | US46434V7799 | 17.63 | -3.90    | -1.78 |
| ISHARES MSCI SOUTH AFRICA ET    | US4642867802 | 38.32 | -9.64    | -2.02 |

| BEST PERFORMERS - COUNTRY   |              |                 |       |       |
|-----------------------------|--------------|-----------------|-------|-------|
| NAME                        | ISIN         | GEO             | PRICE | YTD   |
| GLOBAL X MSCI ARGENTINA ETF | US37950E2596 | South & Central | 45.85 | 34.97 |
| GLOBAL X MSCI GREECE ETF    | US37954Y3190 | Greece          | 35.09 | 31.72 |
| ISHARES MSCI MEXICO ETF     | US4642868222 | Mexico          | 60.13 | 21.60 |
| GLOBAL X MSCI NIGERIA ETF   | US37954Y6656 | Nigeria         | 8.90  | 20.60 |
| ISHARES MSCI ITALY ETF      | US46434G8309 | Italy           | 31.36 | 16.41 |

| WORST PERFORMERS - COUNTRY   |              |              |       |        |
|------------------------------|--------------|--------------|-------|--------|
| NAME                         | ISIN         | GEO          | PRICE | YTD    |
| ISHARES MSCI HONG KONG ETF   | US4642868719 | Hong Kong    | 17.46 | -16.90 |
| ISHARES MSCI SOUTH AFRICA ET | US4642867802 | South Africa | 38.32 | -9.64  |
| SPDR S&P CHINA ETF           | US78463X4007 | China        | 72.81 | -7.08  |
| ISHARES MSCI QATAR ETF       | US46434V7799 | Qatar        | 17.63 | -3.90  |
| ISHARES MSCI ISRAEL ETF      | US4642866325 | Israel       | 54.08 | -3.41  |

ALL PRICES ARE IN USD

The ETFs track the MSCI Index of a specific country

[CLICK ON THE NAME OF THE FUND TO ACCESS ITS FACTSHEET](#)



**DISCLAIMER:** This report has been issued by members of the Financial Institutions & Intermediaries Desk of Bank One Limited. This document has been prepared in good faith on the basis of information available at the date of publication without any independent verification. This communication is provided for information and discussion purposes only. Unless otherwise indicated, it does not constitute an offer or recommendation to purchase or sell any financial instruments or other products. Bank One does not guarantee or warrant the accuracy, reliability, completeness of the information in this publication. Our reference is Bloomberg.

### TALK TO US



Head of Private Banking & Wealth Management: Mr Guillaume Passebecq  
High-Net-Worth Individuals: Mrs Ketty Bhagawn  
Financial Institutions & Intermediaries Desk: Mr Kush Beedassy  
Head of Securities Services: Mr Khalid Mahamodally



Private Banking: private-banking@bankone.mu  
HNWI Desk: pb.sales@bankone.mu  
FI & Intermediaries Desk: ewm@bankone.mu  
Securities Services Desk: custody@bankone.mu



HNWI Desk: (+230) 5252 5651  
FI & Intermediaries Desk: (+230) 5941 8805



<https://bankone.mu/private/en/>

A Joint Venture of I&M Group PLC & CIEL Finance Limited

# BANK ONE

PRIVATE BANKING · WEALTH MANAGEMENT  
SECURITIES SERVICES

## MARKET PERFORMERS

19 September 2023

### EQUITIES LEADERS - WEEKLY PERFORMANCE

| NAME | ISIN | CURR | PRICE | CHANGE (%) |
|------|------|------|-------|------------|
|------|------|------|-------|------------|

#### NASDAQ 100

|                       |              |     |        |             |
|-----------------------|--------------|-----|--------|-------------|
| CHARTER COMM INC-A    | US16119P1084 | USD | 455.73 | <b>4.38</b> |
| AMERICAN ELECTRIC P.  | US0255371017 | USD | 80.23  | <b>3.10</b> |
| WARNER BROS DISCOVERY | US9344231041 | USD | 11.66  | <b>2.91</b> |
| HONEYWELL INT. INC    | US4385161066 | USD | 194.46 | <b>2.77</b> |
| ANALOG DEVICES INC    | US0326541051 | USD | 179.72 | <b>2.67</b> |

#### S&P 500

|                         |              |     |        |             |
|-------------------------|--------------|-----|--------|-------------|
| HUNT (JB) TRANSPRT SVCS | US0255371017 | USD | 194.34 | <b>6.83</b> |
| CHARLES RIVER LAB       | US9344231041 | USD | 210.57 | <b>6.83</b> |
| ROLLINS INC             | US4385161066 | USD | 38.2   | <b>6.02</b> |
| WATERS CORP             | US0326541051 | USD | 273.39 | <b>5.00</b> |
| WESTROCK CO             | US96145D1054 | USD | 36.54  | <b>4.40</b> |

#### EURO STOXX 600

|                         |              |     |        |              |
|-------------------------|--------------|-----|--------|--------------|
| BILLERUD AB             | SE0000862997 | SEK | 93.8   | <b>11.67</b> |
| VESTAS WIND SYSTEMS A/S | DK0061539921 | DKK | 157.48 | <b>9.96</b>  |
| HARGREAVES LANSDOWN     | GB00B1VZ0M25 | GBp | 821.4  | <b>8.85</b>  |
| ANGLO AMERICAN PLC      | GB00B1XZS820 | GBp | 2271.5 | <b>8.61</b>  |
| NEXANS SA               | FR0000044448 | EUR | 77.15  | <b>8.20</b>  |

#### HANG SENG

|                          |              |     |       |             |
|--------------------------|--------------|-----|-------|-------------|
| ENN ENERGY HOLDINGS      | KYG3066L1014 | HKD | 62.3  | <b>9.78</b> |
| CHINA SHENHUA ENERGY     | CNE1000002R0 | HKD | 25.3  | <b>8.35</b> |
| ZIJIN MINING GROUP CO    | CNE100000502 | HKD | 13.22 | <b>5.09</b> |
| CNOOC LTD                | HK0883013259 | HKD | 13.78 | <b>5.03</b> |
| ORIENT OVERSEAS INTL LTD | BMG677491539 | HKD | 105.1 | <b>5.00</b> |

### EQUITIES LAGGARDS - WEEKLY PERFORMANCE

| NAME | ISIN | CURR | PRICE | CHANGE (%) |
|------|------|------|-------|------------|
|------|------|------|-------|------------|

#### NASDAQ 100

|                  |              |     |        |              |
|------------------|--------------|-----|--------|--------------|
| NETFLIX INC      | US64110L1061 | USD | 394.4  | <b>-9.27</b> |
| DEXCOM INC       | US2521311074 | USD | 95.295 | <b>-9.12</b> |
| KLA CORP         | US4824801009 | USD | 456.51 | <b>-6.03</b> |
| TRADE DESK INC/A | US88339J1051 | USD | 80.71  | <b>-5.93</b> |
| ILLUMINA INC     | US4523271090 | USD | 142.41 | <b>-5.33</b> |

#### S&P 500

|                     |              |     |        |              |
|---------------------|--------------|-----|--------|--------------|
| SOLAREEDGE TECHINC  | US83417M1045 | USD | 136.22 | <b>-9.71</b> |
| NETFLIX INC         | US64110L1061 | USD | 394.4  | <b>-9.27</b> |
| DEXCOM INC          | US2521311074 | USD | 95.295 | <b>-9.12</b> |
| DOLLAR GENERAL CORP | US2566771059 | USD | 113.66 | <b>-8.26</b> |
| INCYTE CORP         | US45337C1027 | USD | 59.51  | <b>-7.35</b> |

#### EURO STOXX 600

|                      |              |     |        |               |
|----------------------|--------------|-----|--------|---------------|
| SECTRA AB-B SHS      | SE0018245953 | SEK | 140.00 | <b>-13.95</b> |
| SOCIETE GENERALE SA  | FR0000130809 | EUR | 22.875 | <b>-11.85</b> |
| LONZA GROUP AG-REG   | CH0013841017 | CHF | 436    | <b>-10.05</b> |
| ASM INTERNATIONAL NV | NL0000334118 | EUR | 383    | <b>-8.33</b>  |
| KINGFISHER PLC       | GB0033195214 | GBp | 212.7  | <b>-8.24</b>  |

#### HANG SENG

|                      |              |     |      |               |
|----------------------|--------------|-----|------|---------------|
| COUNTRY GARDEN SER   | KYG2453A1085 | HKD | 8.55 | <b>-13.81</b> |
| LI NING CO LTD       | KYG5496K1242 | HKD | 35.2 | <b>-6.63</b>  |
| XINYI SOLAR HOLDINGS | KYG9829N1025 | HKD | 5.91 | <b>-6.49</b>  |
| LONGFOR GROUP H.     | KYG5635P1090 | HKD | 15.5 | <b>-5.49</b>  |
| CHINA MENGNIU DAIRY  | KYG210961051 | HKD | 26.3 | <b>-4.88</b>  |

**DISCLAIMER:** This report has been issued by members of the Financial Institutions & Intermediaries Desk of Bank One Limited. This document has been prepared in good faith on the basis of information available at the date of publication without any independent verification. This communication is provided for information and discussion purposes only. Unless otherwise indicated, it does not constitute an offer or recommendation to purchase or sell any financial instruments or other products. Bank One does not guarantee or warrant the accuracy, reliability, completeness of the information in this publication. Our reference is Bloomberg.

#### TALK TO US



Head of Private Banking & Wealth Management: Mr Guillaume Passebecq  
High-Net-Worth Individuals: Mrs Ketty Bhagawn  
Financial Institutions & Intermediaries Desk: Mr Kush Beedassy  
Head of Securities Services: Mr Khalid Mahamodally



Private Banking: [private-banking@bankone.mu](mailto:private-banking@bankone.mu)  
HNWI Desk: [pb.sales@bankone.mu](mailto:pb.sales@bankone.mu)  
FI & Intermediaries Desk: [ewm@bankone.mu](mailto:ewm@bankone.mu)  
Securities Services Desk: [custody@bankone.mu](mailto:custody@bankone.mu)



HNWI Desk: (+230) 5252 5651  
FI & Intermediaries Desk: (+230) 5941 8805



<https://bankone.mu/private/en/>

A Joint Venture of I&M Group PLC & CIEL Finance Limited



# BANK ONE

PRIVATE BANKING · WEALTH MANAGEMENT  
SECURITIES SERVICES

## ETFs FLOWS

19 September 2023

### ETFs - MONTHLY FLOWS

#### INFLOWS

|                |                              |            |  |
|----------------|------------------------------|------------|--|
| IVV US Equity  | ISHARES CORE S&P 500 ETF     | 4242687479 |  |
| QQQ US Equity  | INVESCO QQQ TRUST SERIES 1   | 3908252637 |  |
| VTI US Equity  | VANGUARD TOTAL STOCK MKT ETF | 3163165972 |  |
| SPY US Equity  | SPDR S&P 500 ETF TRUST       | 3154762952 |  |
| MUB US Equity  | ISHARES NATIONAL MUNI BOND E | 2261843719 |  |
| VOO US Equity  | VANGUARD S&P 500 ETF         | 2168518034 |  |
| VUG US Equity  | VANGUARD GROWTH ETF          | 1608000039 |  |
| BIL US Equity  | SPDR BLOOMBERG 1-3 MONTH T-B | 1579432839 |  |
| XLY US Equity  | CONSUMER DISCRETIONARY SELT  | 1371429350 |  |
| SGOV US Equity | ISHARES 0-3 MONTH TREASURY B | 1325293621 |  |

#### OUTFLOWS

|                |                              |              |  |
|----------------|------------------------------|--------------|--|
| IWM US Equity  | ISHARES RUSSELL 2000 ETF     | -1646450715  |  |
| EEM US Equity  | ISHARES MSCI EMERGING MARKET | -1618316251  |  |
| XLF US Equity  | FINANCIAL SELECT SECTOR SPDR | -1532861953  |  |
| STIP US Equity | ISHARES 0-5 YEAR TIPS BOND E | -1417179005  |  |
| LQD US Equity  | ISHARES IBOX INVESTMENT GRA  | -1273254552  |  |
| FTXG US Equity | FIRST TRUST NASDAQ FOOD & BE | -824763503.4 |  |
| IAU US Equity  | ISHARES GOLD TRUST           | -777245504.6 |  |
| RSP US Equity  | INVESCO S&P 500 EQUAL WEIGHT | -673670439.3 |  |
| TIP US Equity  | ISHARES TIPS BOND ETF        | -643020026.4 |  |
| XLC US Equity  | COMM SERV SELECT SECTOR SPDR | -638542104.7 |  |

**DISCLAIMER:** This report has been issued by members of the Financial Institutions & Intermediaries Desk of Bank One Limited. This document has been prepared in good faith on the basis of information available at the date of publication without any independent verification. This communication is provided for information and discussion purposes only. Unless otherwise indicated, it does not constitute an offer or recommendation to purchase or sell any financial instruments or other products. Bank One does not guarantee or warrant the accuracy, reliability, completeness of the information in this publication. Our reference is Bloomberg.

#### TALK TO US



Head of Private Banking & Wealth Management: Mr Guillaume Passebecq  
High-Net-Worth Individuals: Mrs Ketty Bhagawn  
Financial Institutions & Intermediaries Desk: Mr Kush Beedassy  
Head of Securities Services: Mr Khalid Mahamodally



Private Banking: private-banking@bankone.mu  
HNWI Desk: pb.sales@bankone.mu  
FI & Intermediaries Desk: ewm@bankone.mu  
Securities Services Desk: custody@bankone.mu



HNWI Desk: (+230) 5252 5651  
FI & Intermediaries Desk: (+230) 5941 8805



<https://bankone.mu/private/en/>

# BANK ONE











PRIVATE BANKING · WEALTH MANAGEMENT  
SECURITIES SERVICES

## WEALTH MANAGEMENT SOLUTIONS

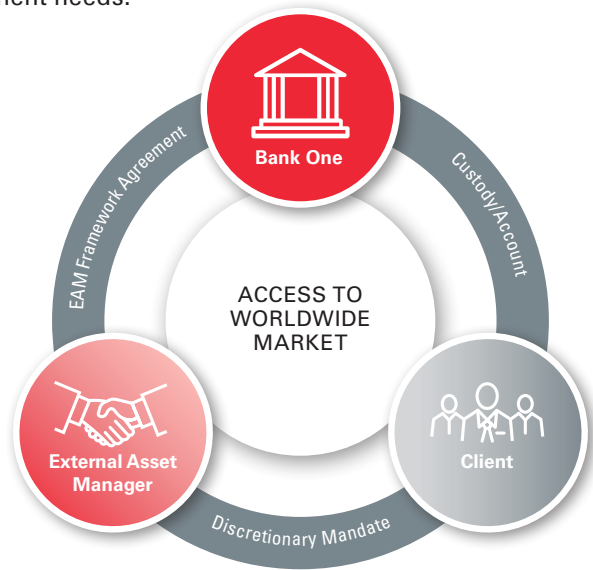
Bank One is one of the first banks in Mauritius to operate in an Open Architecture platform. We have established a strategic network of Asset Managers to offer our clients access to global markets and to a wide array of bespoke services with the highest level of professionalism.

Bank One, which is a joint venture between **CIEL Finance Limited** in Mauritius and Kenya-based **I&M Group PLC**, was awarded the title of the **Best Private Bank 2020** by **Global Finance Magazine** and **Best Custodian Bank Indian Ocean 2021** by **Capital Finance International**. Offering its Private Banking clients open architecture investment solutions, it collaborates with local and international fund managers that are reputed for their professionalism, in order to provide clients with innovative and independent asset management.

## WHY BANK ONE

|   |   |   |   |  |
|---|---|---|---|--|
| <br>A complete suite of flexible and innovative solutions | <br>Strong shareholders and affiliate network      | <br>Open Architecture                  | <br>World-class personalized service | <br>A wide array of products for both local and international clients |
| <br>Tailor-made solutions and fast delivery               | <br>A track record of robust financial performance | <br>Experienced and well-trained staff | <br>Proximity with our clients       | <br>Mauritian bank with real insights into continental Africa         |

Handpicked for their unique expertise and highest standards of professional conduct, our Asset Management partners provide a wide array of services and strive to place the client's needs at the forefront. Whether you are an External Asset Manager, a Family Office, an Independent Advisor, a High-Net-Worth Client or a Pension Fund, our dedicated External Wealth Managers & Financial Intermediaries Desk is designed to seamlessly cater to all your banking and investment needs.



## RATINGS

Depository Bank:  
**Euroclear AA+ and AA**  
from Fitch Ratings and Standard & Poor's respectively



**Reliable Custody Platform  
and 24/7 access**

## TALK TO US



**Head of Private Banking & Wealth Management:** Mr Guillaume Passebecq

**High-Net-Worth Individuals:** Mrs Ketty Bhagawn

**Financial Institutions & Intermediaries Desk:** Mr Kush Beedassy

**Head of Securities Services:** Mr Khalid Mahamodally



**HNWI Desk:** (+230) 5252 5651

**FI & Intermediaries Desk:** (+230) 5941 8805



**Private Banking:** private-banking@bankone.mu

**HNWI Desk:** pb.sales@bankone.mu

**FI & Intermediaries Desk:** ewm@bankone.mu

**Securities Services Desk:** custody@bankone.mu



<https://bankone.mu/private/en/>

# BANK ONE

PRIVATE BANKING · WEALTH MANAGEMENT  
SECURITIES SERVICES

## OUR WEALTH MANAGEMENT PARTNERS

**OPEN ARCHITECTURE:** You can delegate the management of your portfolio to our selected asset managers.



**AXYS Investment Partners** is an Asset and Wealth Management firm which is part of the AXYS Group. The firm has 27 years of Asset Management; both on the Mauritian Market and international financial markets. The services provided are Fund Management, Treasury & Cash Management, Multi Asset Class Investment Solutions, Structured Products and Alternative Investments. AXYS also assists in Portfolio Management solutions.



**Gavekal Wealth** is a Mauritius-based, wholly owned subsidiary of Gavekal Capital Ltd., a Hong Kong-based company founded in 2002. Gavekal Wealth provides a comprehensive, conflict-free wealth management solution to high net-worth individuals, trustees, businesses, and foundations, with investment and financial planning all under one roof.



**MSFL** is a Mauritius incorporated financial boutique, holding an investment dealer(broker) licence and a Distribution of Financial products licence issued by the FSC. Being a Mauritian asset manager with Swiss roots, we have access to research and analysis conducted in Geneva and we are daily connected to the investment team for ongoing monitoring. The services provided are Personalized Portfolio Management Services, Advisory services, Wealth Management Services and Brokerage Services. MSFL also hold the capabilities to issue and manage structure products and alternative investments like private equity funds, Active Management Certificate (AMC), Private debt structure and others.



**Necker Gestion Privée** is a private Wealth Management company, based in Mauritius and organized according to European standards. It benefits from very high quality relationships with the main Mauritian, European and Asian private banks, and has at heart the security of clients' assets.



**Nova Patrimoine Ltd** is an independent wealth management company, regulated by the Financial Services Commission (FSC) in Mauritius since 2012. It offers a tailor-made asset management as well as a full range of services for an ideal and overall support to its customers.

The deep-rooted Swiss expertise of the Management team in international reputable Swiss banks and financial institutions, places Nova Patrimoine Ltd in a privileged position in the field of Asset Management.



**PLEION Investment Adviser Ltd**, founded 1980, is an independent and diversified financial group with operations including Wealth Management, Corporate Finance, Company Structuring, and Concierge Services.

The firm operates across five jurisdictions namely Switzerland, Luxembourg, Mauritius, Monaco and Hong Kong. PLEION Investment Adviser Ltd currently manages USD 1.5Bn assets for pension funds, high net worth individuals, family offices and foundations. The company has been present in Mauritius for fourteen years and is licensed by the FSC as an Investment Adviser (Unrestricted).



**Ekada Capital Ltd** is a public and 100% independent asset management company based in Mauritius. It is licensed by the Financial Services Commission (FSC) as a CIS Manager, Investment Advisor (unrestricted) and Distributor of Financial Products, offering comprehensive and independent investment solutions to high-net-worth individuals, institutions and families. Their approach to asset management involves long-term capital preservation and appreciation, based on each of their client's risk profile and financial objectives.



**Fisconsult Fund Management Ltd (FFM)** holds a Global Business Company Licence, an Investment Adviser (Unrestricted) Licence and a CIS Manager Licence, all of which are issued by the Financial Services Commission (FSC) in Mauritius. The firm acts as a fund manager and also offers tailor-made investment and portfolio management solutions to its customers. The company's investment expertise relates mainly to stock selection in well-established equity markets in Europe and North America. FFM further acts as fund manager to its Group's in-house funds, namely FFM American Growth Fund, FFM European Selection Fund and ACB Capital.

# BANK ONE

SECURITIES SERVICES

## ASSET MANAGEMENT AND CUSTODY SOLUTIONS



### ABOUT US

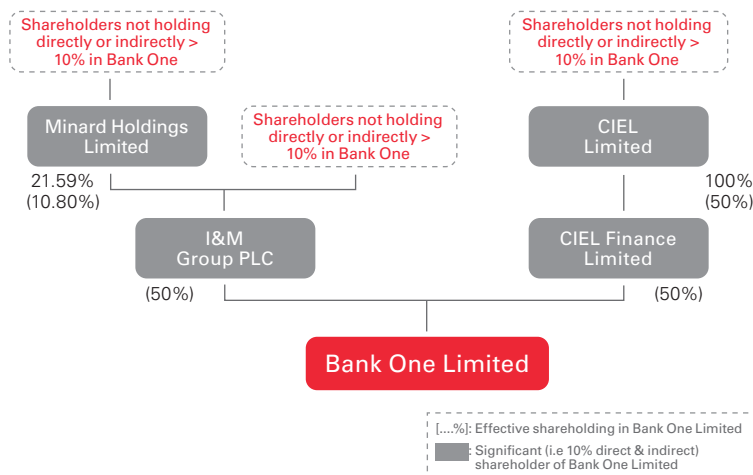
Headquartered in Port-Louis, Mauritius, Bank One is a universal bank serving four main segments: Corporate Banking, International Banking, Personal Financial Services, Private Banking, Wealth Management and Securities Services. Backed by an efficient operations team, the Bank also offers competitive Treasury Services.

Besides being a high-street bank, Bank One is licensed by the Financial Services Commission (FSC) and regulated by the Bank of Mauritius (BoM) to act as an Insurance Agent, distributor of financial products, Investment Advisory and Custodian.

Undeniably, Bank One is one of the few banks in Mauritius to have a tangible presence in Africa and is strategically positioned to benefit from the local market insight and the vast market potential of the continent.

For more information: [www.bankone.mu](http://www.bankone.mu)

### OUR SHAREHOLDERS



#### CIEL Finance Limited:

CIEL Finance Limited is a subsidiary of CIEL Limited (75.1%) and Amethis Finance Africa Limited (24.9%). As one of the most significant participators in the Investment sector in Mauritius, CIEL Finance Limited is specialized in the Banking & Financial Services cluster divided into 4 sectors:

- Banking Sector (Bank One & BNI Madagascar)
- Fiduciary Services and Companies/ Fund Administration (MITCO)
- Private Equity (KIBO Capital Partners & The Kibo Funds I & II)

Website: [www.cielgroup.com](http://www.cielgroup.com)

#### I&M Group PLC:

I&M Group PLC, formerly known as City Trust Limited was incorporated on 16th August, 1950 and was one of the oldest companies to list on the Nairobi Securities Exchange (NSE). I&M Group PLC operates in five countries - Kenya, Tanzania, Rwanda, Uganda and Mauritius through its subsidiaries, affiliates and joint venture investments in each of these countries.

Website: [www.imbank.com](http://www.imbank.com)

### HOW DO WE OPERATE?

Bank One provides access to World Markets through our Open-architecture strategy.

We respond to today's challenges with bespoke securities services designed to cover all the activities of the banking chain.

Through our Securities Solutions and use of reputable global sub-custodians, Euroclear and Fund-settle, we provide access to markets around the world.

As your custodian bank, we are responsible for the safety of your securities and assets, which are recorded off-balance sheet.

### OUR CLIENTS:

- Private Investors
- Asset Managers
- Financial Intermediaries
- Banks, Brokers
- Investment Funds
- Pension Funds

#### Access to more than 60 markets:

European, Asian, Americas, Middle East, African





# BANK ONE

## SECURITIES SERVICES

### OUR SERVICES:

| Securities Services   |  |
|---|--|
| On-boarding of External Asset Managers and Financial Intermediaries                               | Acts as Global Custodian for Individuals, Corporates and Financial Institutions  |
| Lombard Lending   | Access to worldwide Mutual Funds, Hedge Funds  |
| Tailor-made Tariff Proposals  | Access to all major markets: Equities, bonds, structured products, ETF, trackers, USD & MUR T-Bills & Sovereign Bonds, Eurobonds |
| Credit Cards in EUR, USD and MUR  | Securities deposit to Euroclear and Fundsettle   |
| Internet & Mobile Banking application - Online Portfolio  | Safe Custody of Assets: Securities are kept Off-Balance Sheet  |
| Trade Execution: Access to our International Trading Desk / Equities/ ETF / Bonds / Funds / FX    | Trade Settlement, Corporate Action Management & Income Collection  |
| Secured File Transfer Protocol Functionality - SFTP, SWIFT Statement, E-Statement                 | Weekly Newsletter  |
| Performance Report  | White labelling  |
| Multi Currencies Fixed Deposit, FX, Repo, Cross Currency Swaps, Dual Currency One Yield Optimizer | Bank One Representative in Nairobi   |

### WHY CHOOSE US?

- Mauritius is known as a highly regulated jurisdiction with social and political stability
- One-stop shop for trade execution and settlement
- Experienced resources with product know-how
- Fluent in English and French
- Client-centric
- Innovative & Reliable custody online application
- Total Open Architecture model, free from in-house products
- Discretionary Portfolio Management provided by our selected external asset managers

### AWARDS



### RATINGS

Depository Bank:  
**Euroclear AA+ and AA**  
from Fitch Ratings and  
Standard & Poor's respectively



**Reliable Custody Platform  
and 24/7 access**



Scan with your  
smartphone to  
discover our  
offerings

### TALK TO US



**Head of Private Banking & Wealth Management:** Mr Guillaume Passebecq  
**High-Net-Worth Individuals:** Mrs Ketty Bhagawn  
**Financial Institutions & Intermediaries Desk:** Mr Kush Beedassy  
**Head of Securities Services:** Mr Khalid Mahamodally  
**Trading Desk:** Mr Kevinand Beekharry



**HNWI Desk:** (+230) 5252 5651  
**FI & Intermediaries Desk:** (+230) 5941 8805



**Private Banking:** private-banking@bankone.mu  
**HNWI Desk:** pb.sales@bankone.mu  
**FI & Intermediaries Desk:** ewm@bankone.mu  
**Securities Services Desk:** custody@bankone.mu  
**Trading Desk:** trading@bankone.mu



<https://bankone.mu/private/en/>

# BANK ONE

PRIVATE BANKING · WEALTH MANAGEMENT  
SECURITIES SERVICES

## ACCESSIBILITY

Bank One offers global custody services. These include major markets across Europe, Asia, US, Middle East and African Markets.



| CONTINENT     | COUNTRIES  |
|---------------|--|
| North America | United States / Canada   |
| South America | Brazil / Argentina / Chile / Panama / Peru / Mexico  |
| Middle East   | Israel / Egypt / Cyprus / UAE  |
| Europe        | Austria / Belgium / Czech Republic / Denmark / Estonia / Finland / France / Greece / Ireland / Germany / Hungary / Italy / Latvia / Luxembourg / Lithuania / Netherlands / Norway / Poland / Portugal / Romania / Spain / Sweden / Slovenia / Slovak Republic / Switzerland / United Kingdom |
| Asia Pacific  | Australia / Hong Kong / Japan / Malaysia / New Zeland / The Philippines / Singapore / South Korea / Taiwan / Thailand  |
| Africa        | Kenya / South Africa / Benin / Burkina Faso / Guinée-Bissau / Ivory Coast / Mali / Niger / Mauritius / Senegal / Togo / Botswana / Ghana / Tanzania / Morocco / Nigeria  |

Bank one works with mainly Euroclear, one of the world's largest providers of post-trade processing for bond, equity, ETF and mutual fund transactions.

Updated List at 01.01.2022

## TALK TO US



**Head of Private Banking & Wealth Management:** Mr Guillaume Passebecq  
**High-Net-Worth Individuals:** Mrs Ketty Bhagawn  
**Financial Institutions & Intermediaries Desk:** Mr Kush Beedassy  
**Head of Securities Services:** Mr Khalid Mahamodally



**Private Banking:** private-banking@bankone.mu  
**HNWI Desk:** pb.sales@bankone.mu  
**FI & Intermediaries Desk:** ewm@bankone.mu  
**Securities Services Desk:** custody@bankone.mu



**HNWI Desk:** (+230) 5252 5651  
**FI & Intermediaries Desk:** (+230) 5941 8805



<https://bankone.mu/private/en/>



# BANK ONE

PRIVATE BANKING . WEALTH MANAGEMENT  
SECURITIES SERVICES

## WHAT IS A LOMBARD LOAN?

A Lombard Loan is a flexible financing solution by securing additional liquidity through the pledging of your investment portfolio as collateral up to a fixed percentage of the market value (Loan-To-Value (LTV) Ratio\*). The Lombard Loan offered by Bank One Private Banking and Wealth Management is designed to meet your unforeseen or short-term cash requirements and allows you to take advantage of an investment opportunity without disinvesting in your assets.

## WHY SHOULD YOU CHOOSE THE LOMBARD LOAN?

- Continue to enjoy the benefits of your existing investment portfolio and income
- Seize new investment opportunities and increase your investment portfolio

## LIMITATIONS AND RISKS

- Due to unpredictable financial markets, the value of the securities may drop below a specific limit (margin call) and hence additional collateral will be required or sell of some of the securities to pay back/ reduce part of the facility.
- You should have readily available financial resources to meet any top-up calls, interest payments, ensure loan repayment and have the ability to bear unrealized losses and increase your cash ratio.
- In case of default, the assets shall be liquidated to settle any outstanding exposure held with the Bank.

## INDICATIVE RATES

|                     |   |
|---------------------|---|
| Loan in EUR         | 3 months EURIBOR (0% if negative) + 2% p.a.                           |
| Loan in USD         | 3 months LIBOR (0% if negative) + 3% p.a.                             |
| Loan in MUR         | 3.75% p.a. (Prime Lending Rate – 1.30%)                               |
| Minimum loan amount | USD 100,000 or equivalent amounts in other currencies.                |
| Processing Fees     | Indicative of 1% on loan amount (Negotiable depending on loan amount) |

\* The LTV Ratio depends on the type, currency, quality, volatility, and tradability of the securities or collaterals, as well as on the diversification of your portfolio.

\*\* Terms and conditions to apply on respective risk profile.

## TALK TO US

At Bank One, we go the extra mile to help you in your investment decisions.  
For more information on the Lombard Loan, please contact your dedicated Private Banker.



**Head of Private Banking & Wealth Management:** Mr Guillaume Passebecq  
**High-Net-Worth Individuals:** Mrs Ketty Bhagawn  
**Financial Institutions & Intermediaries Desk:** Mr Kush Beedassy  
**Head of Securities Services:** Mr Khalid Mahamodally



**Private Banking:** private-banking@bankone.mu  
**HNWI Desk:** pb.sales@bankone.mu  
**FI & Intermediaries Desk:** ewm@bankone.mu  
**Securities Services Desk:** custody@bankone.mu



**HNWI Desk:** (+230) 5252 5651  
**FI & Intermediaries Desk:** (+230) 5941 8805



<https://bankone.mu/private/en/>

The information provided herein constitutes marketing material. It is not investment advice or otherwise based on a consideration of the personal circumstances of the addressee nor is it the result of objective or independent research. The information provided herein is not legally binding and it does not constitute an offer or invitation to enter into any type of financial transaction. The information provided herein was produced by Bank One Limited (hereafter «Bank One») to the best of its knowledge and belief. The information and views expressed herein are those of Bank One at the time of writing and are subject to change at any time without notice. They are derived from sources believed to be reliable. Bank One provides no guarantee with regard to the content and completeness of the information and does not accept any liability for losses that might arise from making use of the information. If nothing is indicated to the contrary, all figures are unaudited. The information provided herein is for the exclusive use of the recipient. It may not be reproduced, neither in part nor in full, without the written permission of Bank One. All rights reserved.



## REAL ESTATE MORTGAGE FINANCING

WE HAVE THE RIGHT SOLUTIONS FOR YOUR NEEDS!

**INVEST IN MAURITIUS AND  
OBTAIN YOUR RESIDENCE PERMIT\*\***



Our Private Banking Real Estate Financing Team is dedicated to facilitate the acquisition of residential property by non-citizens in Mauritius.

### What We Offer?

- We leverage on our solid reputation and partnerships with major players in the Real Estate industry
- We offer step by step assistance to non-residents for Residence Permit application through the Economic Development Board Mauritius (EDB) (\*property value above USD 375,000)
- Streamlined processing, with one of our Private Bankers as your unique point of contact from application to closing
- Strong ability and knowledge in structuring mortgages for Trusts, Sociétés, Partnerships, and locally-incorporated companies

### Why Choose Us?

- Financing in major currencies such as USD, EUR and MUR
- Financing up to 90% of property value
- Up to 25 years repayment
- Competitive pricing
- Refinancing of existing Mortgages in Mauritius
- Credit facilities also available, against existing property or investment

\*\*subject to the Economic Development Board Mauritius (EDB) approval

### Get in touch



#### Relationship Manager

Miss Ketty Bhagawn  
(230) 5252 5651  
ketty.bhagawn@bankone.mu

#### Senior Credit Analyst

Miss Hanshy Tilhoo  
(230) 5988 0937  
tulseeahanshy.tilhoo@bankone.mu

**BANK ONE**  
PRIVATE BANKING





Scan for our  
Weekly Market Update



we keep you  
steering  
ahead

**BANK ONE**

PRIVATE BANKING · WEALTH MANAGEMENT  
SECURITIES SERVICES



Head of Private Banking & Wealth Management: Mr Guillaume Passebecq  
High-Net-Worth Individuals: Mrs Ketty Bhagawn  
Financial Institutions & Intermediaries Desk: Mr Kush Beedassy  
Head of Securities Services: Mr Khalid Mahamodally



Private Banking: [private-banking@bankone.mu](mailto:private-banking@bankone.mu)  
HNWI Desk: [pb.sales@bankone.mu](mailto:pb.sales@bankone.mu)  
FI & Intermediaries Desk: [ewm@bankone.mu](mailto:ewm@bankone.mu)  
Securities Services Desk: [custody@bankone.mu](mailto:custody@bankone.mu)



HNWI Desk: (+230) 5252 5651  
FI & Intermediaries Desk: (+230) 5941 8805



<https://bankone.mu/private/en/>

*A Joint Venture of I&M Group PLC & CIEL Finance Limited*